PROFILE No. 1A COPY No. _____

T.H. ___ VICINITY OF NEW ULM & NICOLLET

FROM 3200' SOUTHEAST OF TH 15 TO

3000' EAST OF 481ST AVE

Prepared DECEMBER 2020 Scale: Hor. 1 inch = 100 ft.
By TOM HINZ Vert. 1 inch = 10 ft.

The alignment and grades shown on this map are tentative and subject to change without notice.

Staff Approval
Date:______

S.P. 5202-58 T.H. 14 A.J. T7C146 PPMS Activity 1140
S.P. ______ T.H. ___ A.J. _____ PPMS Activity ____
S.P. ______ T.H. ___ A.J. _____ PPMS Activity ____

DESIGN FILE: $$$@PATHFILENAME@$$$
DATE: $$$$@DATE@$$$$

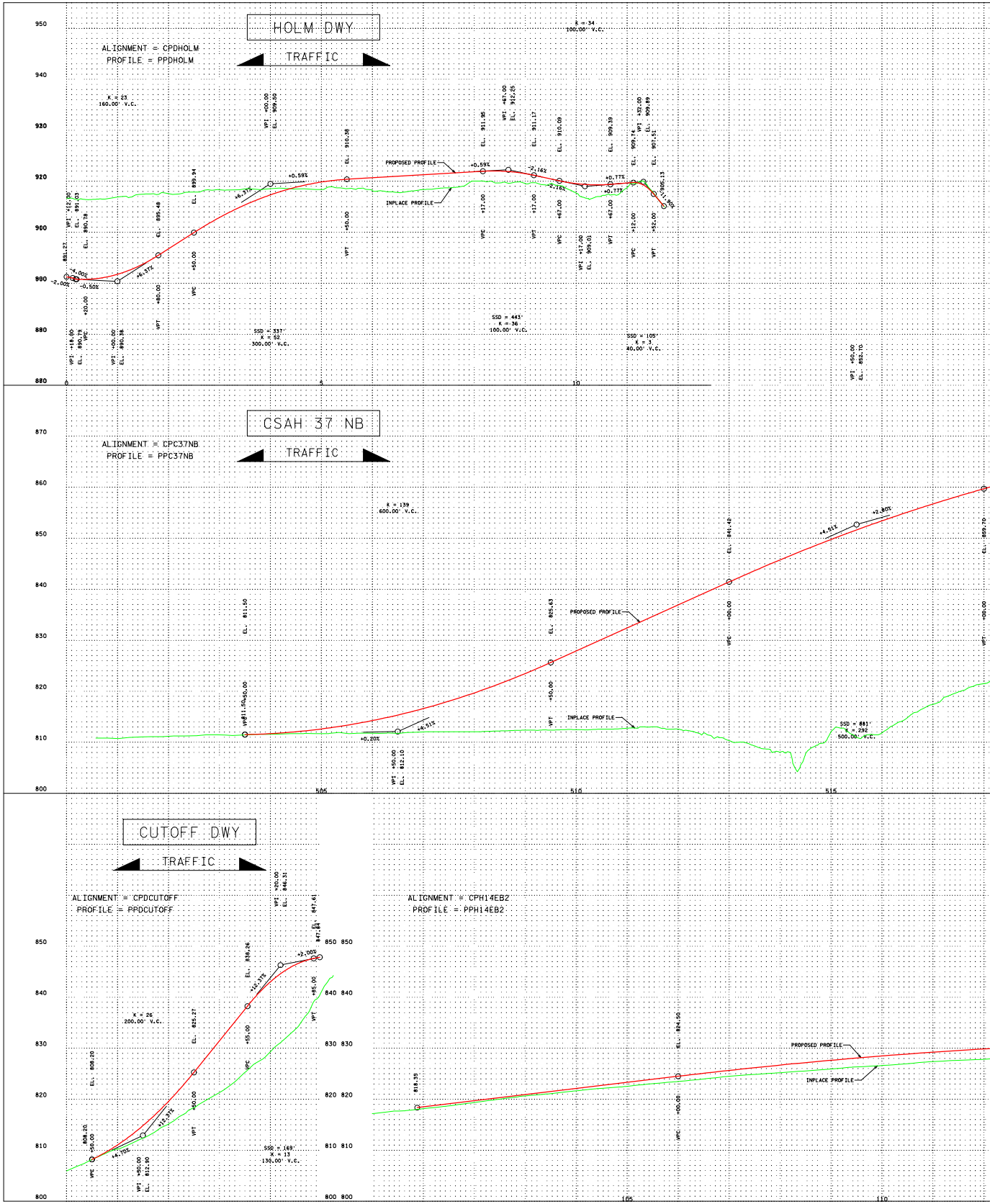
HOLM DWY
TRAFFIC
ALIGNMENT = CPDHOLM
PROFILE = PPDHOLM
PROPOSED PROFILE
INPLACE PROFILE
950
940
930
920
910
900
890
880
880
0
5
10
CSAH 37 NB
TRAFFIC
ALIGNMENT = CPC37NB
PROFILE = PPC37NB
PROPOSED PROFILE
INPLACE PROFILE
K = 139
600.00' V.C.
SSD = 881'
K = 292
500.00' V.C.
870
860
850
840
830
820
810
800
505
510
515
CUTOFF DWY
TRAFFIC
ALIGNMENT = CPDCUTOFF
PROFILE = PPDCUTOFF
ALIGNMENT = CPH14EB2
PROFILE = PPH14EB2
PROPOSED PROFILE
INPLACE PROFILE
K = 26
200.00' V.C.
SSD = 169'
K = 13
130.00' V.C.
850
840
830
820
810
800
105
110

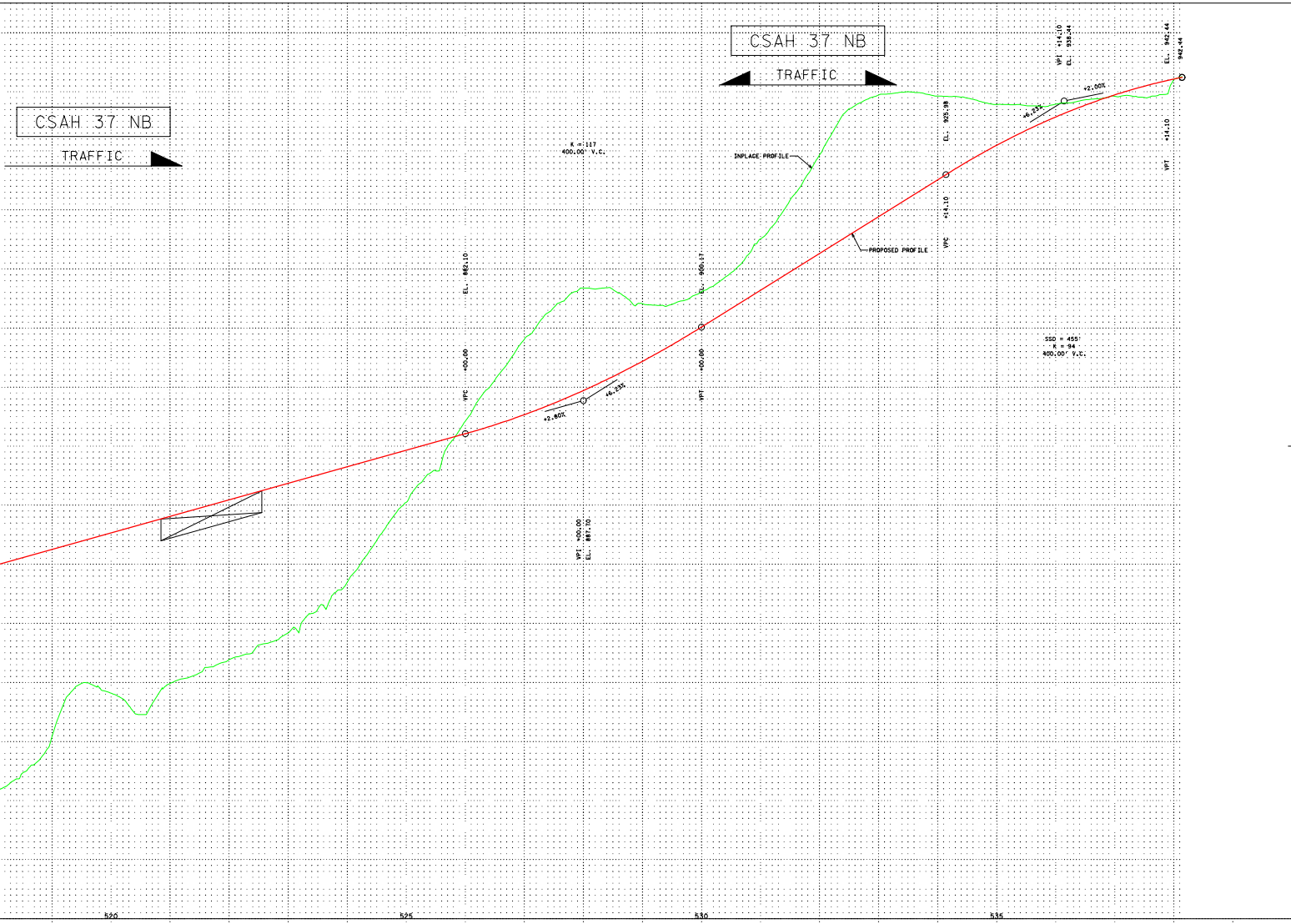
CSAH 37 NB
TRAFFIC
CSAH 37 NB
TRAFFIC
K = 117
400.00' V.C.
INPLACE PROFILE
PROPOSED PROFILE
SSD = 455'
K = 94
400.00' V.C.
VPC +00.00 EL. 882.10
VPI +00.00 EL. 887.70
VPT +00.00 EL. 900.17
VPC +14.10 EL. 925.98
VPI +14.10 EL. 938.44
VPT +14.10 EL. 942.44
942.44
+2.80%
+6.23%
+6.23%
+2.00%
520
525
530
535

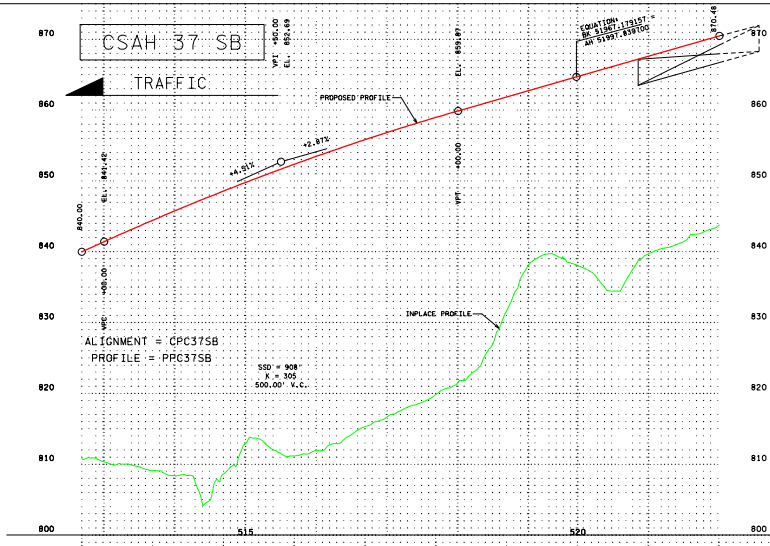
CSAH 37 SB
TRAFFIC
870
860
850
840
830
820
810
800
840.00
VPC +00.00 EL. 841.42
VPI +50.00 EL. 852.69
VPT +00.00 EL. 859.87
EQUATION:
BK 51967.179157 =
AH 51997.839700
870.48
PROPOSED PROFILE
INPLACE PROFILE
+4.51%
+2.87%
ALIGNMENT = CPC37SB
PROFILE = PPC37SB
SSD = 908'
K = 305
500.00' V.C.
515
520

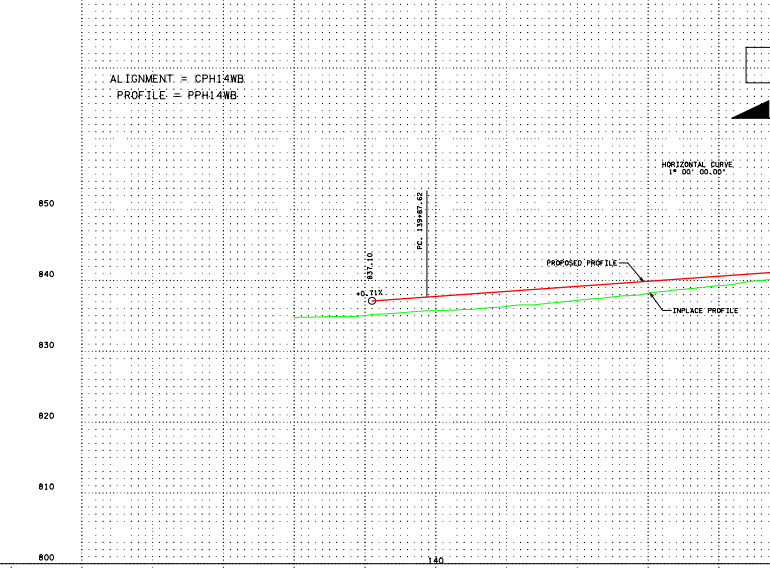
ALIGNMENT = CPH14WB
PROFILE = PPH14WB
HORIZONTAL CURVE
1° 00' 00.00"
850
840
830
820
810
800
837.10
PC. 139+87.62
+0.71%
PROPOSED PROFILE
INPLACE PROFILE
140

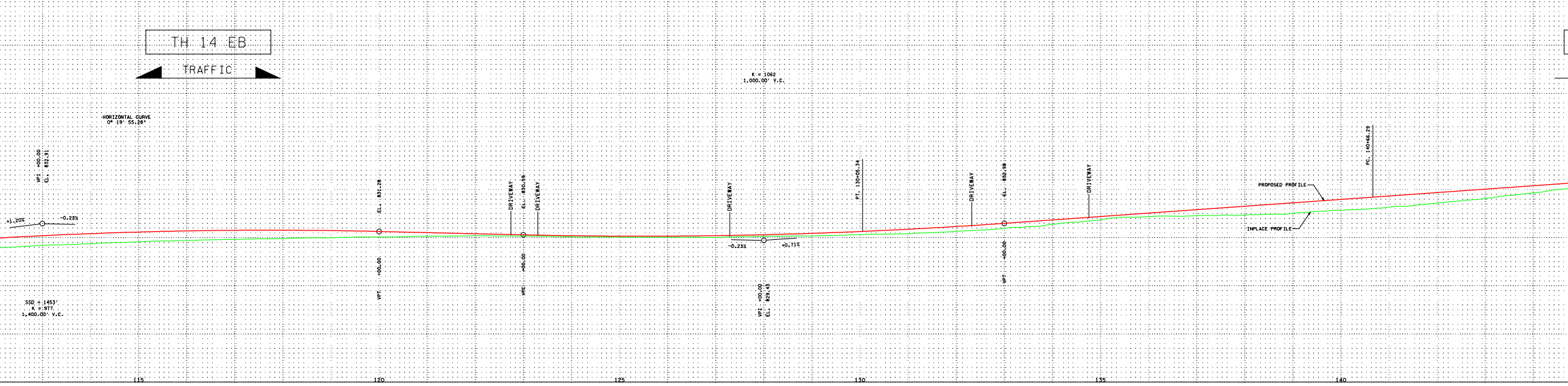
TH 14 EB
TRAFFIC
K = 1062
1,000.00' V.C.
HORIZONTAL CURVE
0° 19' 55.28"
VPI +00.00 EL. 832.91
+1.20%
-0.23%
SSD = 1453'
K = 977
1,400.00' V.C.
VPT +00.00 EL. 831.28
DRIVEWAY
VPC +00.00 EL. 830.59
DRIVEWAY
DRIVEWAY
VPI +00.00 EL. 829.43
-0.23%
+0.71%
PT. 130+05.34
DRIVEWAY
VPT +00.00 EL. 832.98
DRIVEWAY
PROPOSED PROFILE
INPLACE PROFILE
PC. 140+66.29
115
120
125
130
135
140

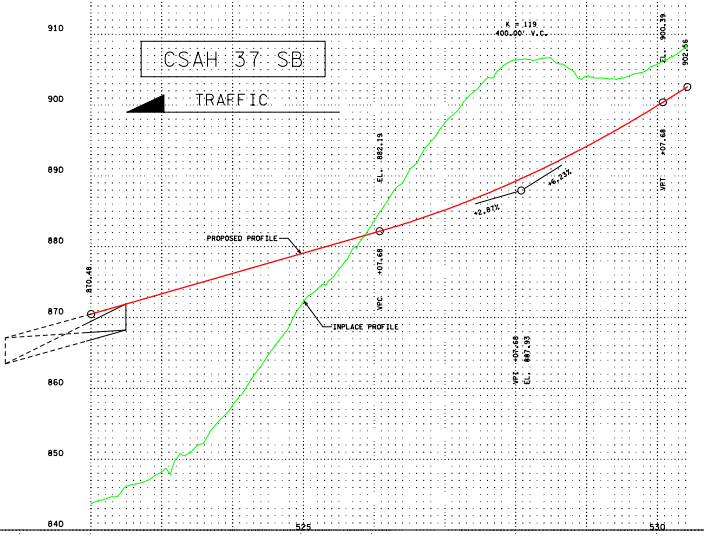
CSAH 37 SB
TRAFFIC
K = 119
400.00' V.C.
PROPOSED PROFILE
INPLACE PROFILE
870.40
EL. 882.19
VPC +07.68
VPI +07.68
EL. 887.93
+2.87%
+6.23%
VPT +07.68
EL. 900.39
902.56
910
900
890
880
870
860
850
840
525
530

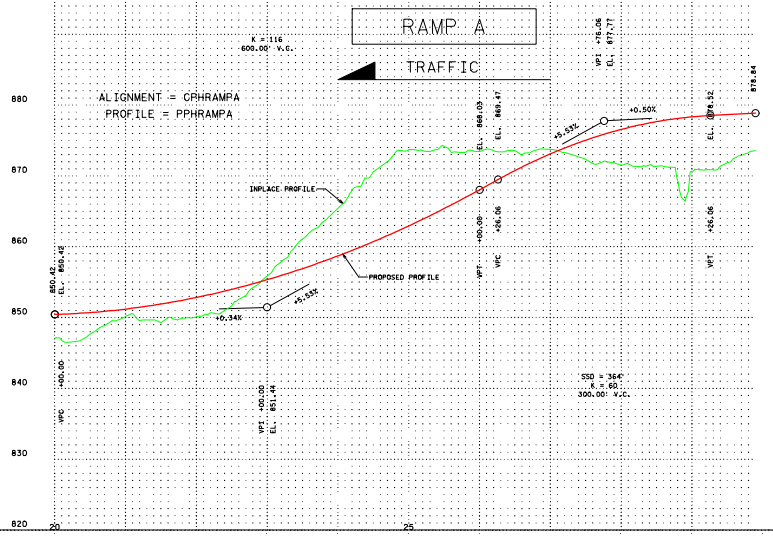
RAMP A
TRAFFIC
K = 116
600.00' V.C.
ALIGNMENT = CPHRAMPA
PROFILE = PPHRAMPA
INPLACE PROFILE
PROPOSED PROFILE
EL. 850.42
VPC +00.00
+0.34%
+5.53%
VPI +00.00
EL. 851.44
EL. 868.03
VPI +00.00
EL. 869.47
VPC +26.06
+5.53%
+0.50%
VPI +76.06
EL. 877.77
EL. 878.52
VPT +26.06
878.84
SSD = 364'
K = 60
300.00' V.C.
880
870
860
850
840
830
820
20
25

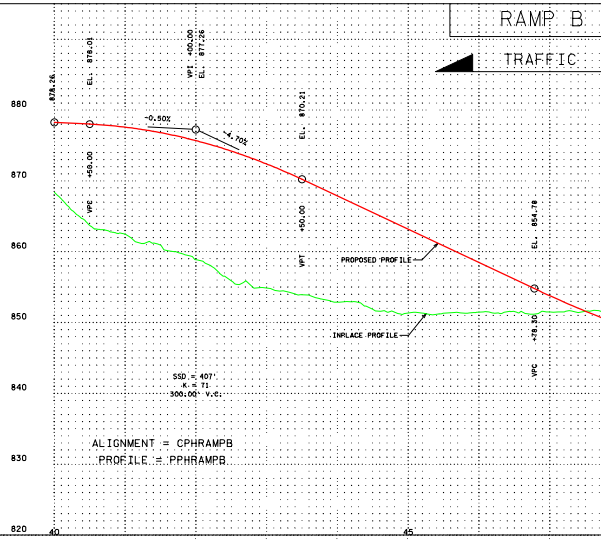
RAMP B
TRAFFIC
878.26
EL. 878.03
VPC +50.00
-0.50%
-4.70%
VPI +00.00
EL. 877.26
EL. 870.21
VPT +50.00
PROPOSED PROFILE
INPLACE PROFILE
EL. 854.78
VPC +78.30
SSD = 407'
K = 71
300.00' V.C.
ALIGNMENT = CPHRAMPB
PROFILE = PPHRAMPB
880
870
860
850
840
830
820
40
45

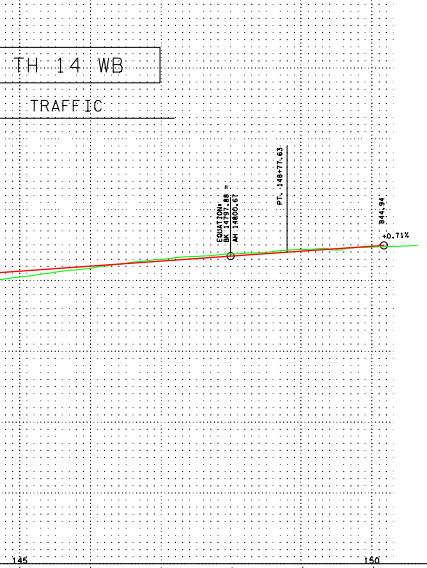
TH 14 WB
TRAFFIC
EQUATION:
BK 14777.88 =
AH 14800.67
PT. 148+77.63
844.94
+0.71%
145
150

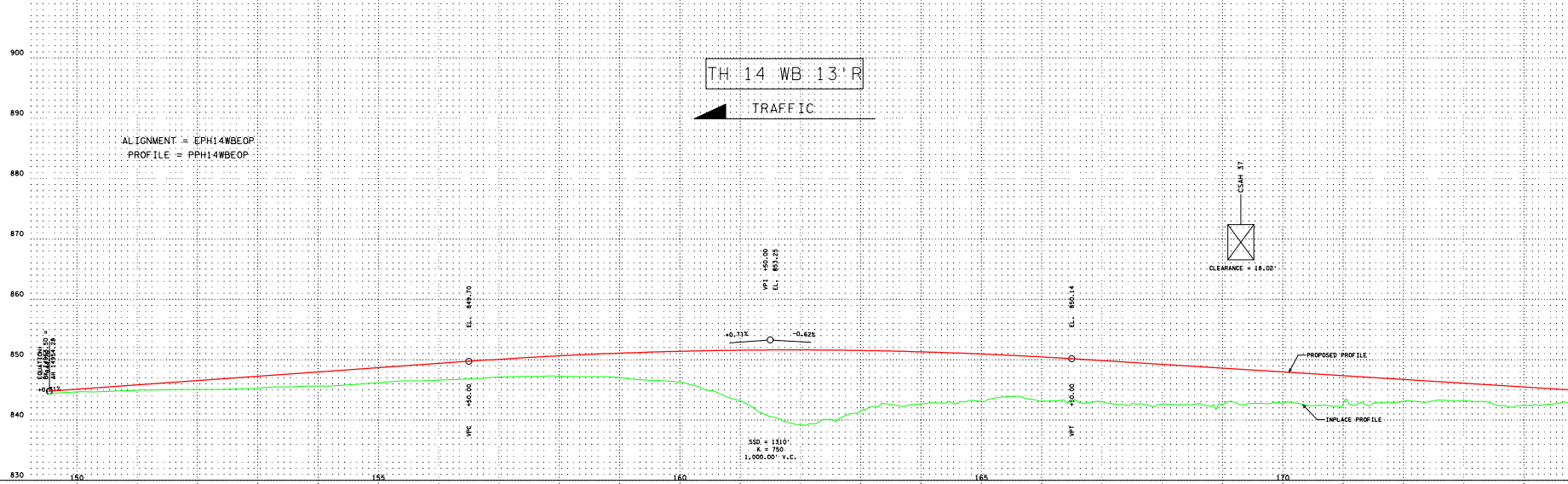
TH 14 WB 13'R
TRAFFIC
ALIGNMENT = EPH14WBEOP
PROFILE = PPH14WBEOP
EQUATION:
BK 14462.50 =
AH 14554.29
+0.71%
EL. 849.70
VPC +50.00
VPI +50.00
EL. 853.25
+0.71%
-0.62%
EL. 850.14
VPT +50.00
CSAH 37
CLEARANCE = 18.02'
PROPOSED PROFILE
INPLACE PROFILE
SSD = 1310'
K = 750
1,000.00' V.C.
900
890
880
870
860
850
840
830
150
155
160
165
170

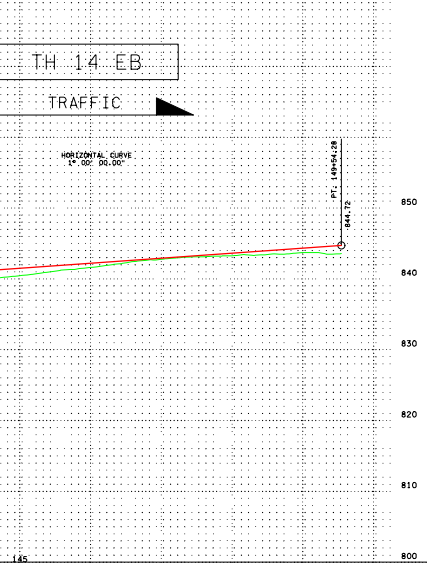
TH 14 EB
TRAFFIC
HORIZONTAL CURVE
1° 00' 00.00"
PT. 149+54.28
844.72
850
840
830
820
810
800
145

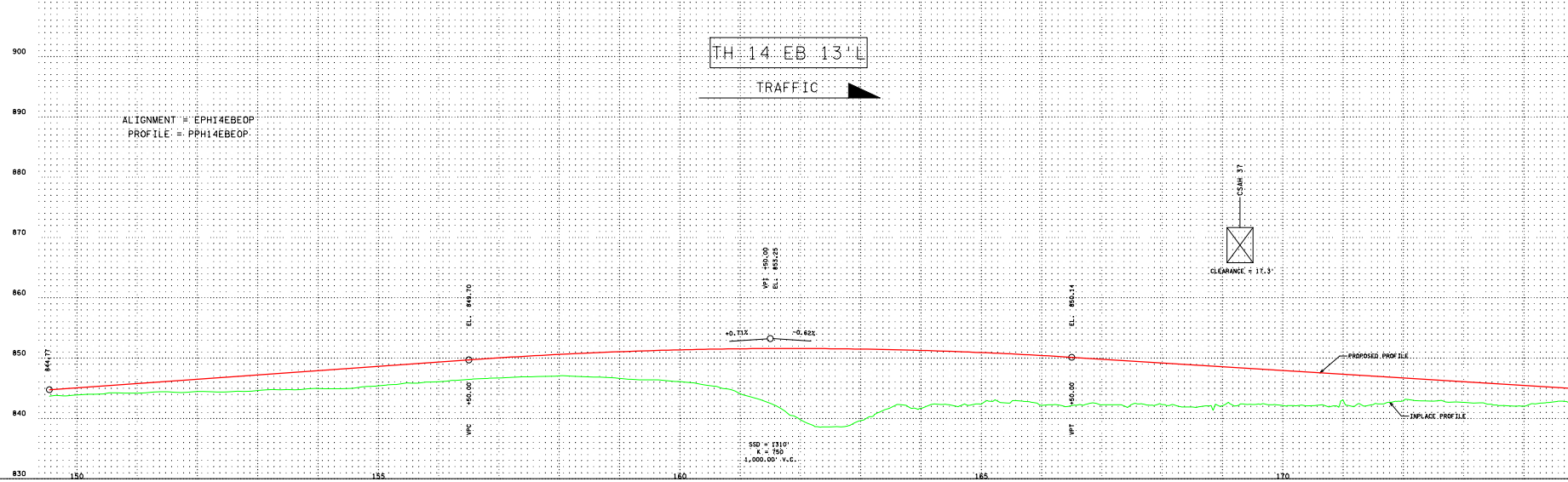
TH 14 EB 13'L
TRAFFIC
ALIGNMENT = EPH14EBEOP
PROFILE = PPH14EBEOP
844.77
EL. 849.70
VPC +50.00
VPI +50.00
EL. 853.25
+0.71%
-0.62%
EL. 850.14
VPT +50.00
CSAH 37
CLEARANCE = 17.3'
PROPOSED PROFILE
INPLACE PROFILE
SSD = 1310'
K = 750
1,000.00' V.C.
900
890
880
870
860
850
840
830
150
155
160
165
170

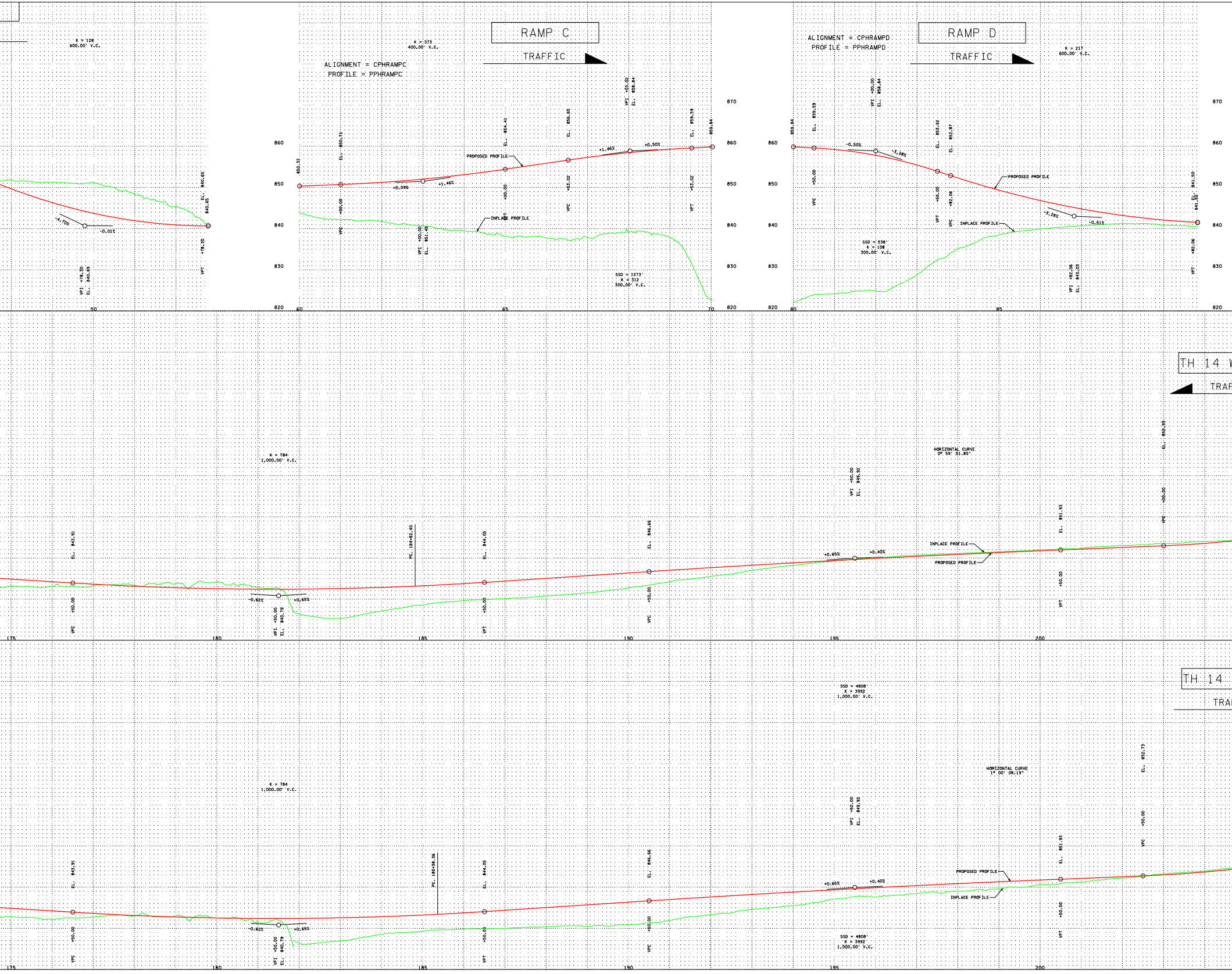

RAMP C
TRAFFIC
ALIGNMENT = CPHRAMPC
PROFILE = PPHRAMPC
RAMP D
TRAFFIC
ALIGNMENT = CPHRAMPD
PROFILE = PPHRAMPD
K = 128
600.00' V.C.
-4.70%
-0.01%
VPI +78.30
EL. 840.69
VPT +78.30
EL. 840.65
K = 373
400.00' V.C.
+0.39%
+1.46%
+0.50%
PROPOSED PROFILE
INPLACE PROFILE
SSD = 1273'
K = 312
300.00' V.C.
-0.50%
-3.26%
-0.61%
SSD = 538'
K = 108
300.00' V.C.
K = 217
600.00' V.C.
870
860
850
840
830
820
50
60
65
70
80
85
TH 14 W
TRAF
K = 784
1,000.00' V.C.
-0.62%
+0.65%
+0.40%
PC 184+92.40
HORIZONTAL CURVE
0° 59' 51.85"
INPLACE PROFILE
PROPOSED PROFILE
175
180
185
190
195
200
TH 14
TRA
SSD = 4808'
K = 3992
1,000.00' V.C.
PC 185+38.36
HORIZONTAL CURVE
1° 00' 08.19"
PROPOSED PROFILE
INPLACE PROFILE

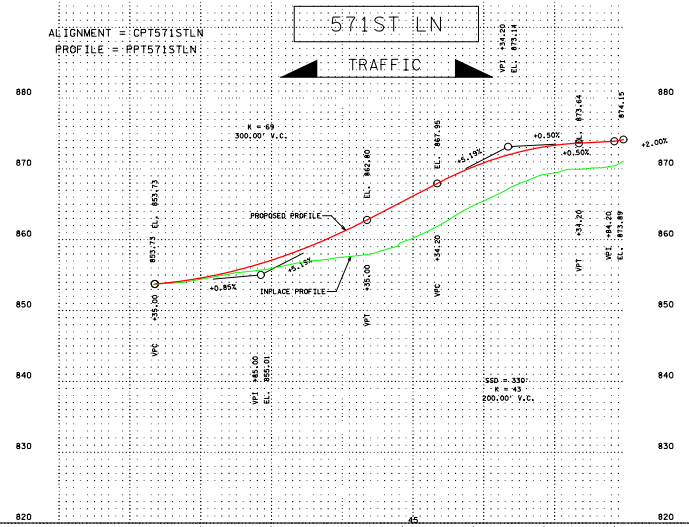
ALIGNMENT = CPT571STLN
PROFILE = PPT571STLN
571ST LN
TRAFFIC
VPI +34.20
EL. 873.14
K = 69
300.00' V.C.
EL. 853.73
853.73
+35.00
VPC
EL. 862.80
+35.00
VPT
EL. 867.95
+34.20
VPC
873.64
+34.20
VPT
874.15
VPI +84.20
EL. 873.89
+0.50%
+0.50%
+5.19%
+2.00%
+0.85%
+5.19%
PROPOSED PROFILE
INPLACE PROFILE
VPI +85.00
EL. 855.01
SSD = 330'
K = 43
200.00' V.C.
880
870
860
850
840
830
820
45

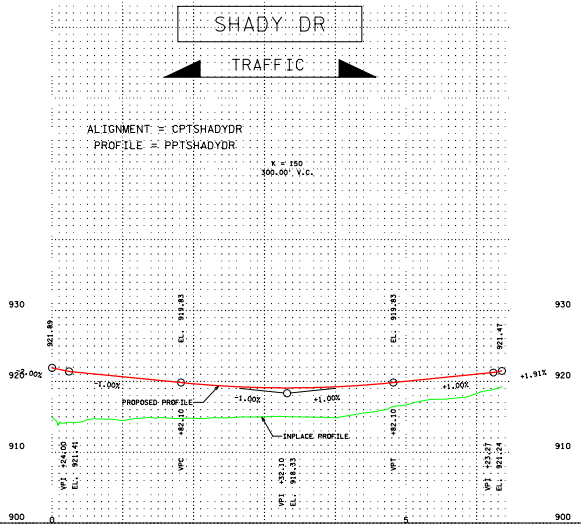
SHADY DR
TRAFFIC
ALIGNMENT = CPTSHADYDR
PROFILE = PPTSHADYDR
K = 150
300.00' V.C.
921.89
EL. 919.83
+82.10
VPC
EL. 919.83
+82.10
VPT
921.47
-2.00%
-1.00%
-1.00%
+1.00%
+1.00%
+1.91%
PROPOSED PROFILE
INPLACE PROFILE
VPI +24.00
EL. 921.41
VPI +32.10
EL. 918.33
VPI +23.27
EL. 921.24
930
920
910
900
0
5

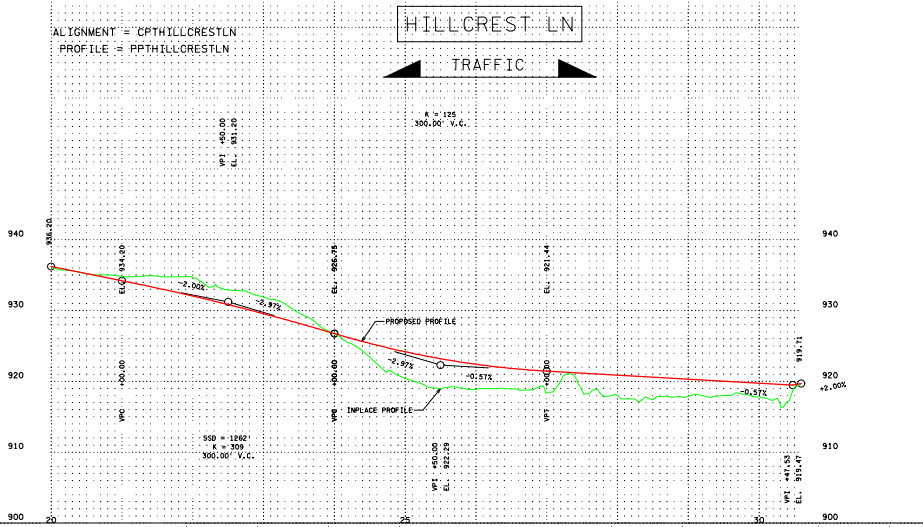
ALIGNMENT = CPTHILLCRESTLN
PROFILE = PPTHILLCRESTLN
HILLCREST LN
TRAFFIC
K = 125
300.00' V.C.
VPI +50.00
EL. 931.20
936.20
EL. 934.20
+00.00
VPC
EL. 926.75
+00.00
VPC
EL. 921.44
+00.00
VPT
919.71
-2.00%
-2.97%
-2.97%
-0.57%
-0.57%
+2.00%
PROPOSED PROFILE
INPLACE PROFILE
SSD = 1262'
K = 309
300.00' V.C.
VPI +50.00
EL. 922.29
VPI +47.53
EL. 919.47
940
930
920
910
900
20
25
30

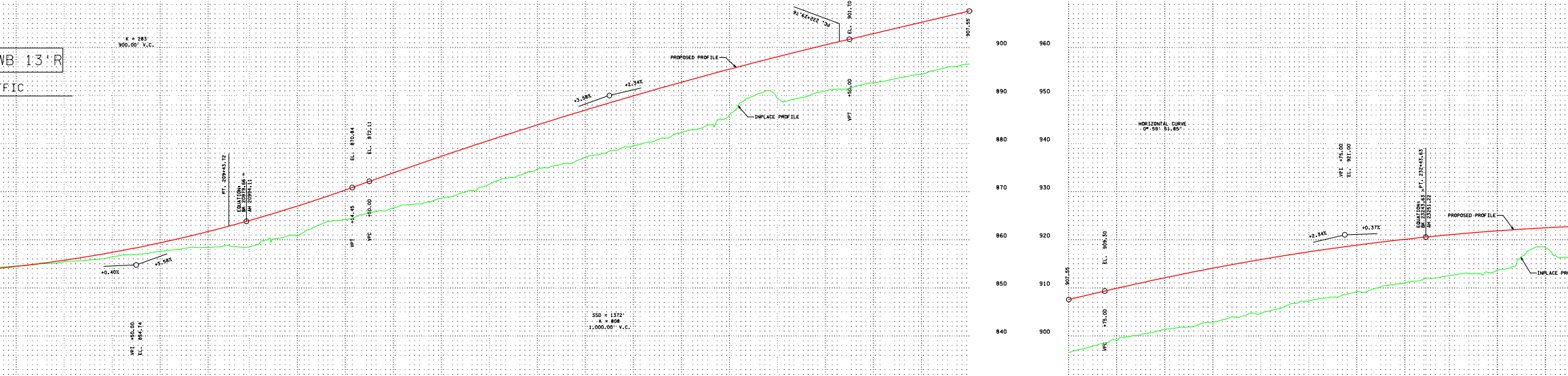
K = 283
900.00' V.C.
WB 13'R
FFIC
PT. 209+43.72
EQUATION:
BK 20979.66 =
AH 20994.11
EL. 870.84
+14.45
VPT
EL. 872.11
+50.00
VPC
+0.40%
+3.58%
VPI +50.00
EL. 854.74
+3.58%
+2.34%
PROPOSED PROFILE
INPLACE PROFILE
PC. 222+29.76
EL. 901.70
+50.00
VPT
907.55
SSD = 1372'
K = 808
1,000.00' V.C.
HORIZONTAL CURVE
0° 59' 51.85"
907.55
EL. 909.30
+75.00
VPC
+2.34%
+0.37%
VPI +75.00
EL. 921.00
EQUATION:
BK 23243.63 = PT. 232+43.63
AH 23251.22
PROPOSED PROFILE
INPLACE PRO
900
890
880
870
860
850
840
830
960
950
940
930
920
910
900
890
205
210
215
220
225
225
230
235

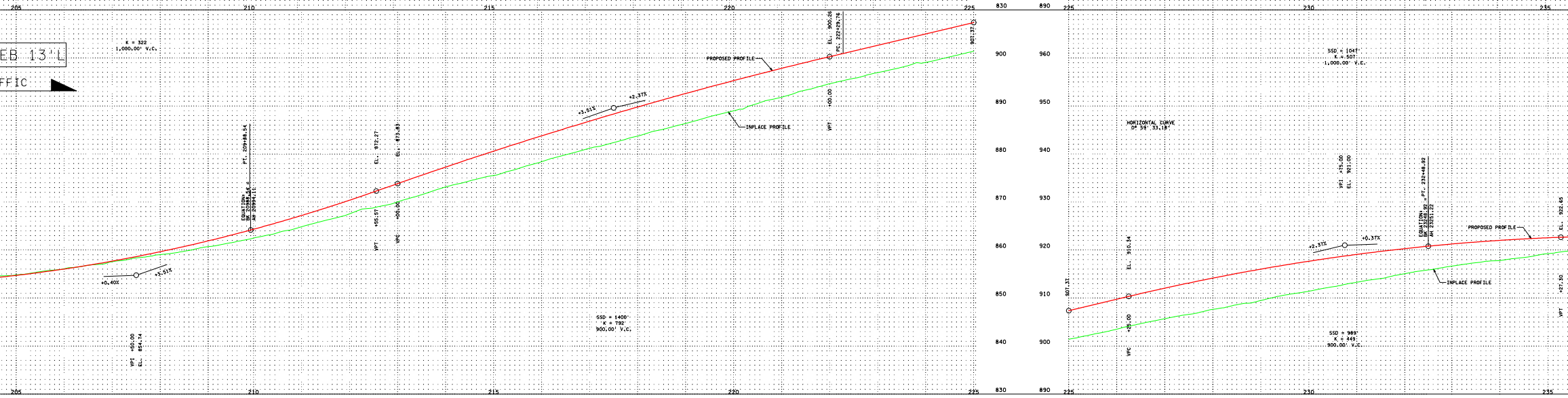
K = 322
1,000.00' V.C.
EB 13'L
FFIC
PT. 209+88.54
EQUATION:
BK 20986.54 =
AH 20994.11
EL. 872.27
+55.57
VPT
EL. 873.83
+00.00
VPC
+0.40%
+3.51%
VPI +50.00
EL. 854.74
+3.51%
+2.37%
PROPOSED PROFILE
INPLACE PROFILE
EL. 900.26
PC. 222+29.76
+00.00
VPT
907.37
SSD = 1400'
K = 792
900.00' V.C.
SSD = 1047'
K = 507
1,000.00' V.C.
HORIZONTAL CURVE
0° 59' 33.18"
907.37
EL. 910.34
+25.00
VPC
+2.37%
+0.37%
VPI +75.00
EL. 921.00
EQUATION:
BK 23248.92 = PT. 232+48.92
AH 23251.22
PROPOSED PROFILE
INPLACE PROFILE
EL. 922.65
+27.30
VPT
SSD = 989'
K = 449
900.00' V.C.
900
890
880
870
860
850
840
830
960
950
940
930
920
910
900
890
205
210
215
220
225
225
230
235

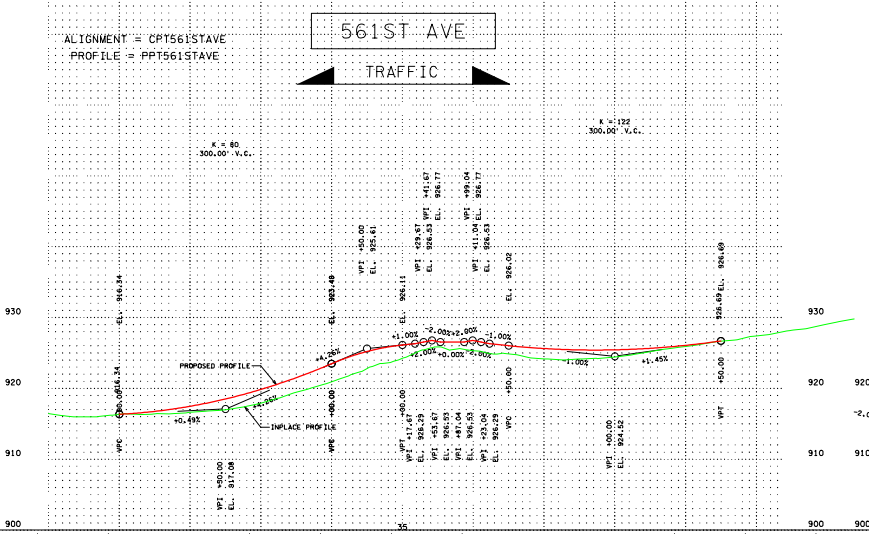
561ST AVE
ALIGNMENT = CPT561STAVE
PROFILE = PPT561STAVE
TRAFFIC
K = 60
300.00' V.C.
K = 122
300.00' V.C.
PROPOSED PROFILE
INPLACE PROFILE
VPC +00.00 EL. 916.34
VPI +50.00 EL. 917.08
+0.49%
+4.26%
VPC +00.00 EL. 923.40
VPI +50.00 EL. 925.61
VPT +00.00 EL. 926.11
VPI +17.67 EL. 926.29
VPI +29.67 EL. 926.53
VPI +41.67 EL. 926.77
VPI +53.67 EL. 926.53
VPI +87.04 EL. 926.53
VPI +99.04 EL. 926.77
VPI +11.04 EL. 926.53
VPI +23.04 EL. 926.29
VPC +50.00 EL. 926.02
+1.00%
-2.00%
+2.00%
+0.00%
-2.00%
+2.00%
-1.00%
-1.00%
VPI +00.00 EL. 924.52
+1.45%
VPT +50.00 EL. 926.69
930
920
910
900
35
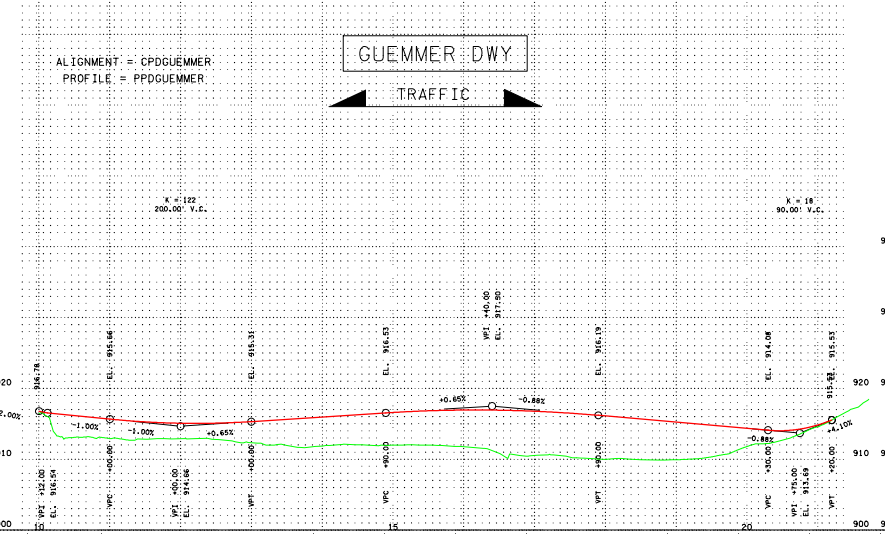
GUEMMER DWY
ALIGNMENT = CPDGUEMMER
PROFILE = PPDGUEMMER
TRAFFIC
K = 122
200.00' V.C.
K = 18
90.00' V.C.
916.78
-2.00%
VPI +12.00 EL. 916.54
VPC +00.00 EL. 915.66
-1.00%
-1.00%
VPI +00.00 EL. 914.66
+0.65%
VPT +00.00 EL. 915.31
VPC +90.00 EL. 916.53
+0.65%
VPI +40.00 EL. 917.90
-0.88%
VPT +90.00 EL. 916.19
VPC +30.00 EL. 914.08
-0.88%
VPI +75.00 EL. 913.69
+4.10%
VPT +20.00 EL. 915.53
920
910
900
10
15
20
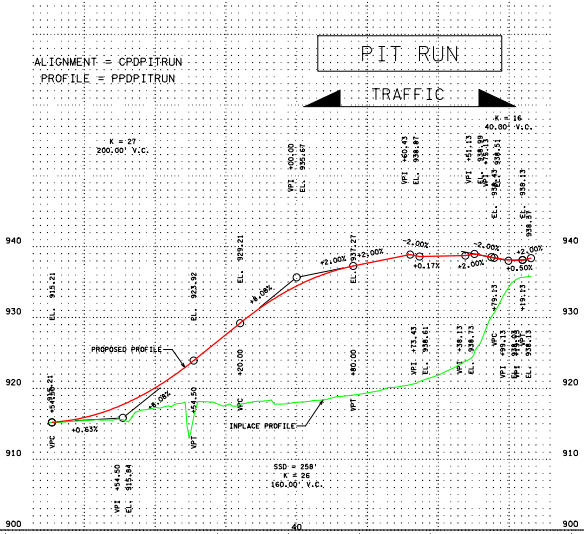
PIT RUN
ALIGNMENT = CPDPITRUN
PROFILE = PPDPITRUN
TRAFFIC
K = 27
200.00' V.C.
K = 16
40.00' V.C.
PROPOSED PROFILE
INPLACE PROFILE
VPC +54.50 EL. 915.21
+0.83%
VPI +54.50 EL. 915.84
+8.08%
VPT +54.50 EL. 923.92
+8.08%
VPC +20.00 EL. 929.21
VPI +00.00 EL. 935.67
+2.00%
VPT +80.00 EL. 937.27
+2.00%
VPI +60.43 EL. 938.87
-2.00%
VPI +73.43 EL. 938.61
+0.17%
VPI +38.13 EL. 938.73
+2.00%
VPI +51.13 EL. 938.99
-2.00%
VPI +75.13 EL. 938.51
VPC +79.13 EL. 938.43
VPI +99.13 EL. 938.03
+0.50%
VPT +19.13 EL. 938.13
EL. 938.37
+2.00%
SSD = 258'
K = 26
160.00' V.C.
940
930
920
910
900
40
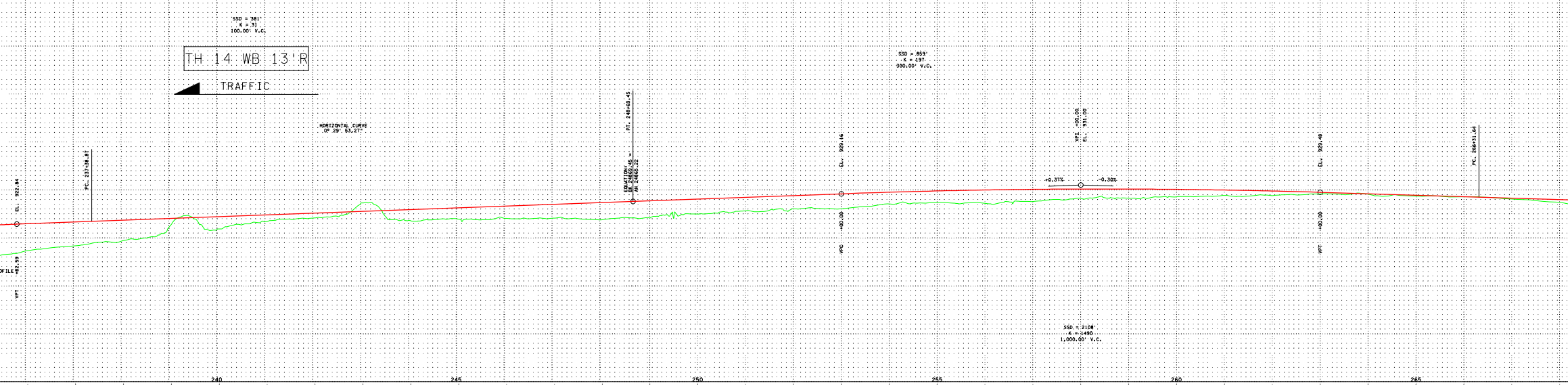
TH 14 WB 13'R
TRAFFIC
SSD = 381'
K = 31
100.00' V.C.
HORIZONTAL CURVE
0° 29' 53.27"
EL. 922.84
VPT +82.59
PC. 237+38.87
PT. 248+69.45
EQUATION:
BK 24869.45 =
AH 24865.22
SSD = 859'
K = 197
300.00' V.C.
EL. 929.16
VPC +00.00
VPI +00.00
EL. 931.00
+0.37%
-0.30%
EL. 929.48
VPT +00.00
PC. 266+31.64
SSD = 2108'
K = 1490
1,000.00' V.C.
240
245
250
255
260
265
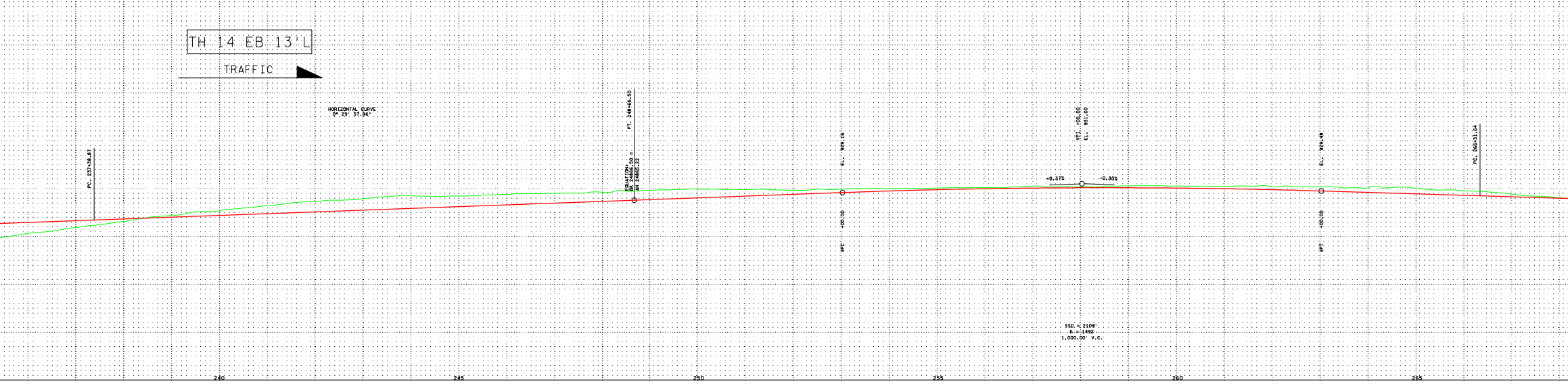
TH 14 EB 13'L
TRAFFIC
HORIZONTAL CURVE
0° 29' 57.96"
PC. 237+38.87
PT. 248+66.50
EQUATION:
BK 24866.50 =
AH 24865.22
EL. 929.16
VPC +00.00
VPI +00.00
EL. 931.00
+0.37%
-0.30%
EL. 929.48
VPT +00.00
PC. 266+31.64
SSD = 2108'
K = 1490
1,000.00' V.C.
240
245
250
255
260
265

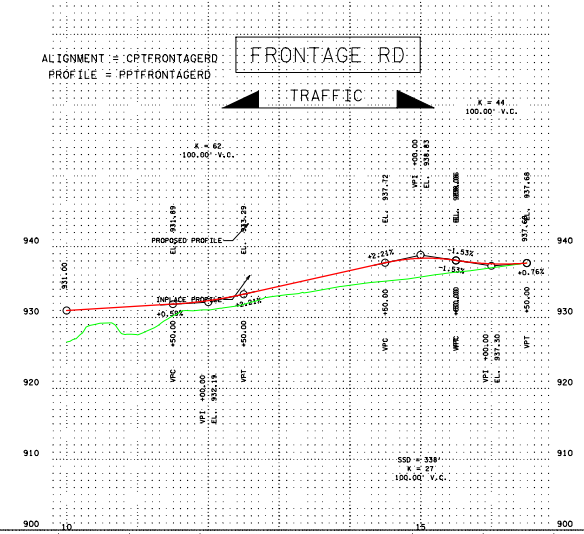
ALIGNMENT = CPTFRONTAGERD
PROFILE = PPTFRONTAGERD
FRONTAGE RD
TRAFFIC
K = 44
100.00' V.C.
K = 62
100.00' V.C.
931.00
EL. 931.89
+50.00
VPC
VPI +00.00
EL. 932.19
EL. 933.29
+50.00
VPT
PROPOSED PROFILE
INPLACE PROFILE
+0.59%
+2.21%
+2.21%
EL. 937.72
+50.00
VPC
VPI +00.00
EL. 938.83
-1.53%
-1.53%
+0.76%
VPI +00.00
EL. 937.30
EL. 937.68
+50.00
VPT
SSD = 338'
K = 27
100.00' V.C.
940
930
920
910
900
10
15

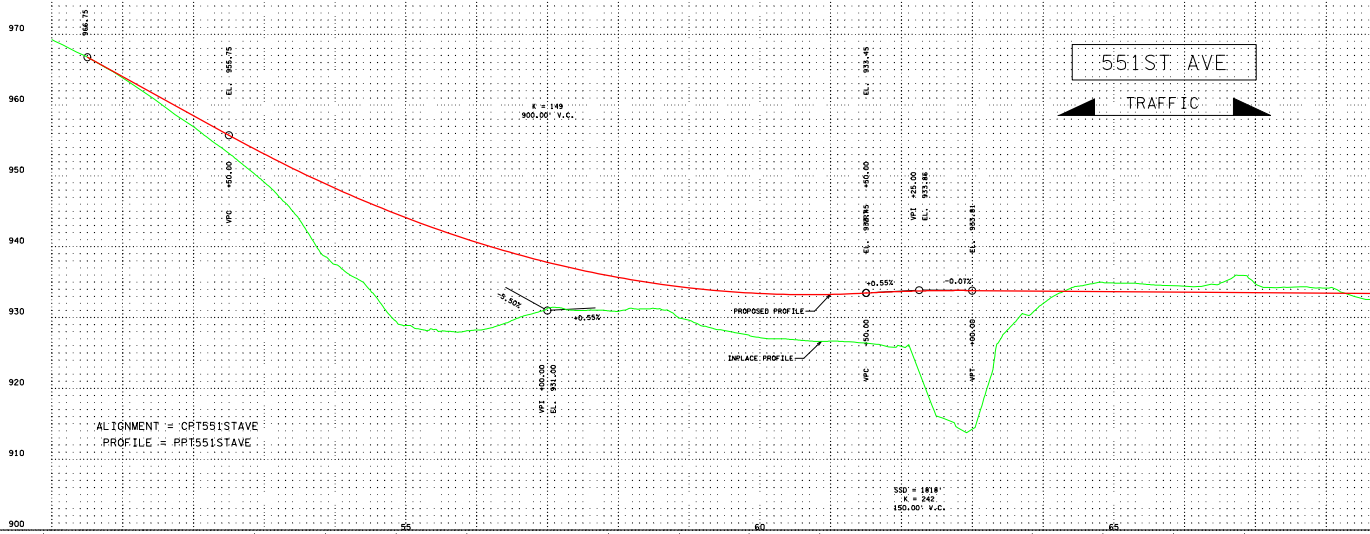
970
960
950
940
930
920
910
900
966.75
EL. 955.75
+50.00
VPC
K = 149
900.00' V.C.
-5.50%
+0.55%
VPI +00.00
EL. 931.00
ALIGNMENT = CPT551STAVE
PROFILE = PPT551STAVE
55
60
65
551ST AVE
TRAFFIC
EL. 933.45
+50.00
VPC
+0.55%
VPI +25.00
EL. 933.86
-0.07%
EL. 933.81
+00.00
VPT
PROPOSED PROFILE
INPLACE PROFILE
SSD = 1818'
K = 242
150.00' V.C.

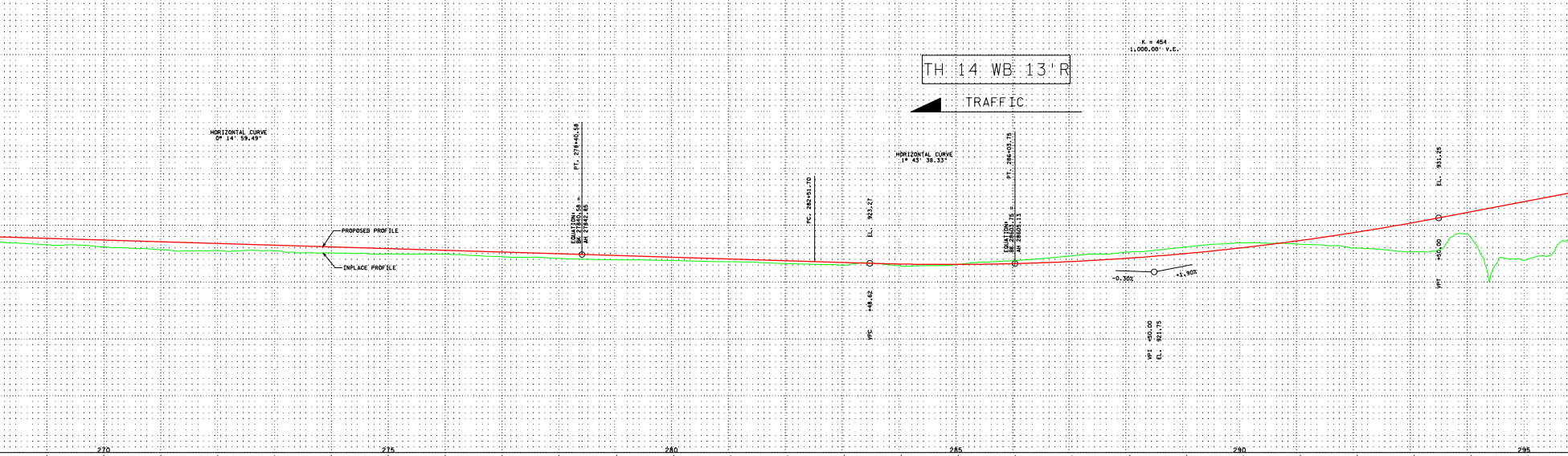
TH 14 WB 13'R
TRAFFIC
K = 454
1,000.00' V.C.
HORIZONTAL CURVE
0° 14' 59.49"
PROPOSED PROFILE
INPLACE PROFILE
PT. 278+40.58
EQUATION:
BK 27840.58 =
AH 27842.85
PC. 282+51.70
EL. 923.27
+48.62
VPC
HORIZONTAL CURVE
1° 43' 38.33"
PT. 286+03.75
EQUATION:
BK 28603.75 =
AH 28605.13
-0.30%
+1.90%
VPI +50.00
EL. 921.75
EL. 931.25
+50.00
VPT
270
275
280
285
290
295

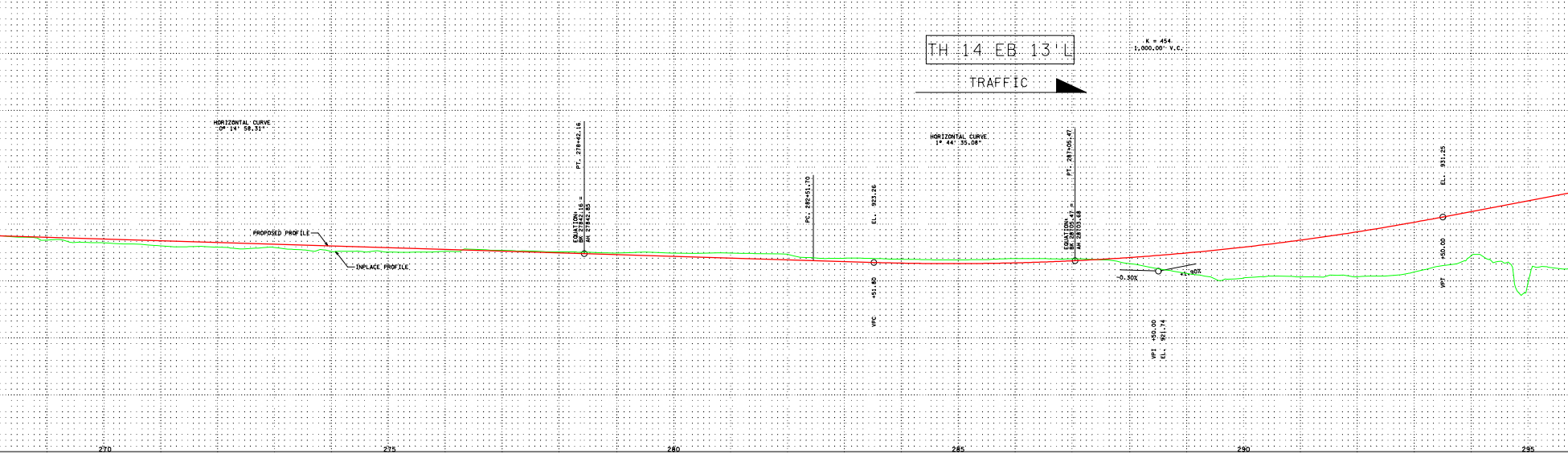
TH 14 EB 13'L
TRAFFIC
K = 454
1,000.00' V.C.
HORIZONTAL CURVE
0° 14' 58.31"
PROPOSED PROFILE
INPLACE PROFILE
PT. 278+42.16
EQUATION:
BK 27842.16 =
AH 27842.85
PC. 282+51.70
EL. 923.26
+51.80
VPC
HORIZONTAL CURVE
1° 44' 35.08"
PT. 287+05.47
EQUATION:
BK 28705.47 =
AH 28703.68
-0.30%
+1.90%
VPI +50.00
EL. 921.74
EL. 931.25
+50.00
VPT
270
275
280
285
290
295

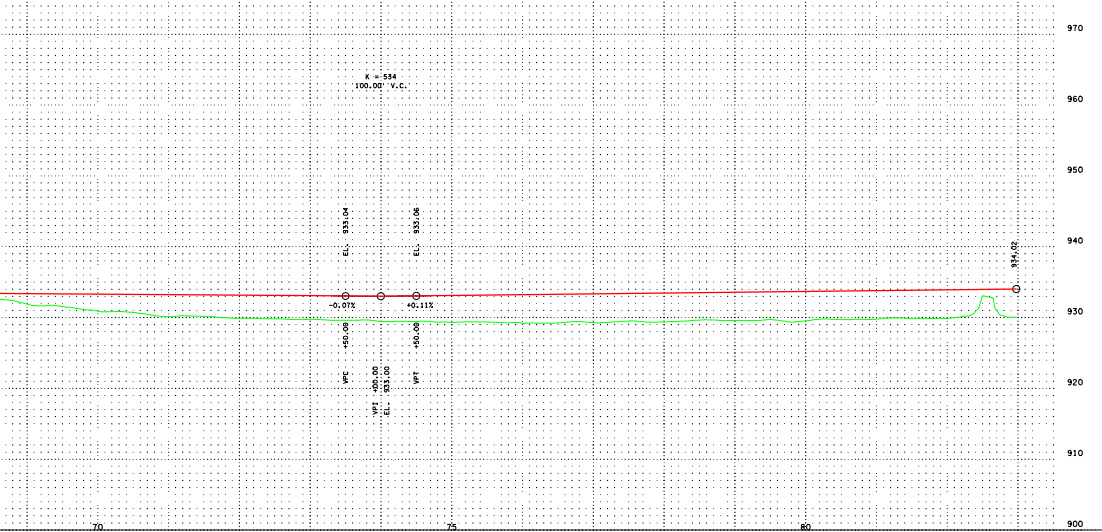
K = 534
100.00' V.C.
EL. 933.04
EL. 933.06
934.02
-0.07%
+0.11%
+50.08
+50.08
VPC
VPT
VPI +00.00
EL. 933.00
970
960
950
940
930
920
910
900
70
75
80

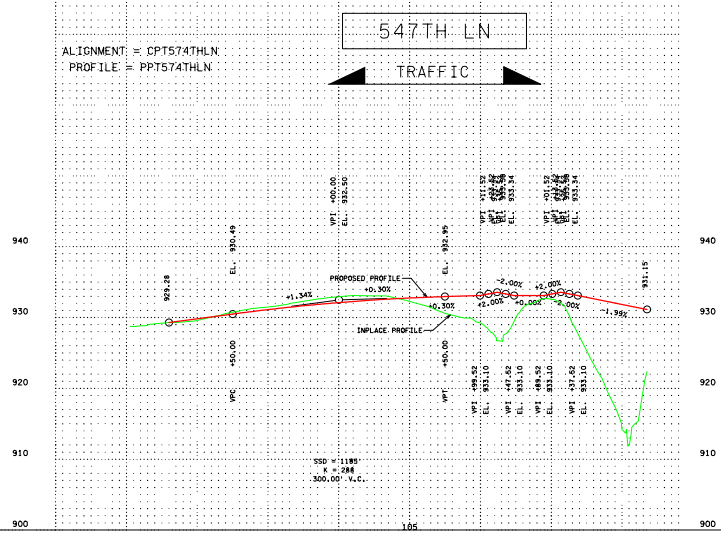
547TH LN
TRAFFIC
ALIGNMENT = CPT574THLN
PROFILE = PPT574THLN
VPI +00.00
EL. 932.50
VPI +11.52
EL. 933.34
VPI +01.52
EL. 933.34
929.28
EL. 930.49
EL. 932.95
931.15
PROPOSED PROFILE
+1.34%
+0.30%
+0.30%
-2.00%
+2.00%
+0.00%
+2.00%
-2.00%
-1.99%
INPLACE PROFILE
+50.00
VPC
+50.00
VPT
VPI +99.52
EL. 933.10
VPI +47.52
EL. 933.10
VPI +89.52
EL. 933.10
VPI +37.52
EL. 933.10
SSD = 1185'
K = 288
300.00' V.C.
940
930
920
910
900
105

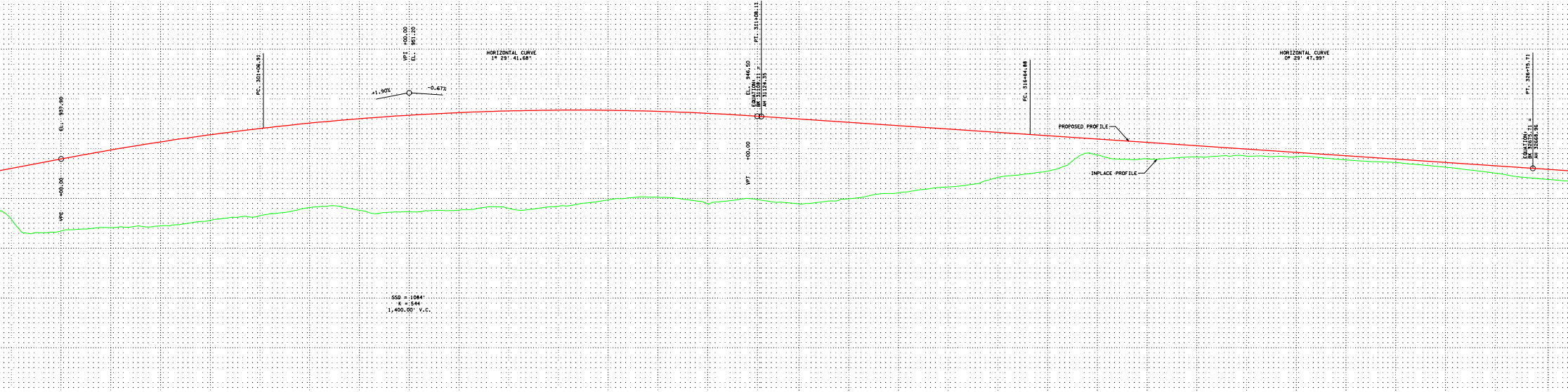
EL. 937.90
+00.00
VPC
PC. 301+08.91
VPI +00.00
EL. 951.20
+1.90%
-0.67%
HORIZONTAL CURVE
1° 29' 41.68"
PT. 311+08.11
EL. 946.50
EQUATION:
BK 31108.11 =
AH 31124.35
+00.00
VPT
PC. 316+64.88
PROPOSED PROFILE
INPLACE PROFILE
HORIZONTAL CURVE
0° 29' 47.99"
PT. 326+75.71
EQUATION:
BK 32675.71 =
AH 32668.96
SSD = 1084'
K = 544
1,400.00' V.C.
300
305
310
315
320
325

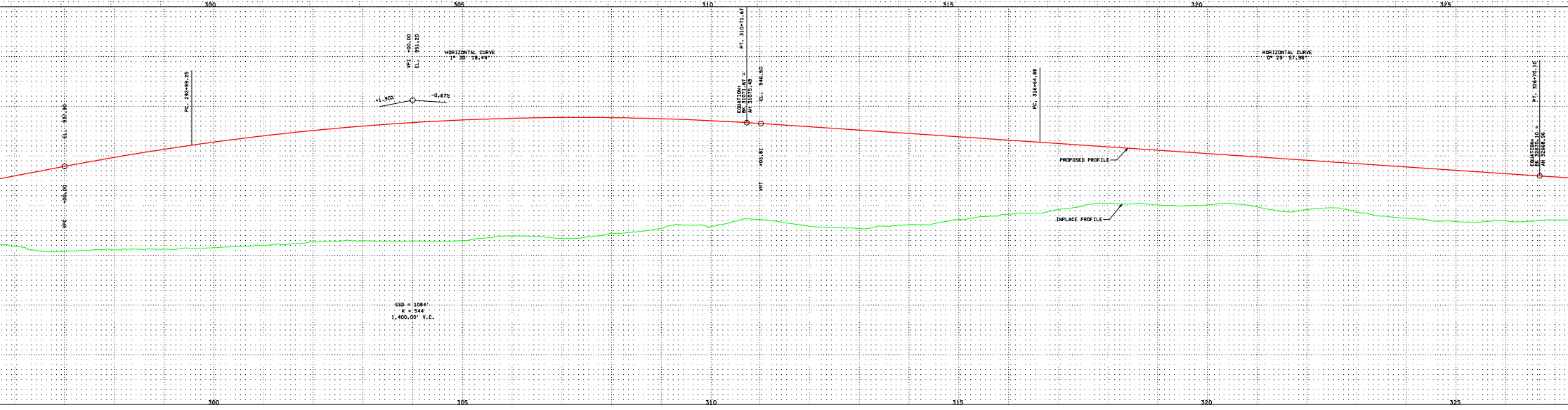
EL. 937.90
+00.00
VPC
PC. 292+89.25
VPI +00.00
EL. 951.20
+1.90%
-0.67%
HORIZONTAL CURVE
1° 30' 18.44"
PT. 310+71.67
EQUATION:
BK 31071.67 =
AH 31075.48
EL. 946.50
+03.81
VPT
PC. 316+64.88
PROPOSED PROFILE
INPLACE PROFILE
HORIZONTAL CURVE
0° 29' 57.98"
PT. 326+70.10
EQUATION:
BK 32670.10 =
AH 32668.96
SSD = 1084'
K = 544
1,400.00' V.C.
300
305
310
315
320
325

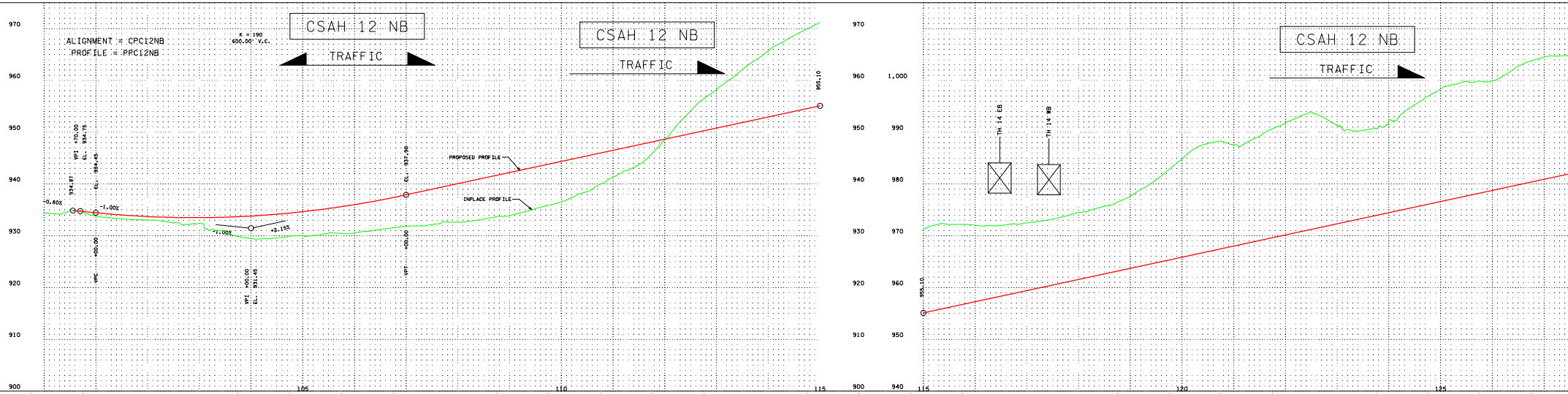
CSAH 12 NB
TRAFFIC
CSAH 12 NB
TRAFFIC
CSAH 12 NB
TRAFFIC
ALIGNMENT = CPC12NB
PROFILE = PPC12NB
K = 190
600.00' V.C.
-0.80%
934.87
VPI +70.00
EL. 934.75
EL. 934.45
-1.00%
+00.00
VPC
-1.00%
+2.15%
VPI +00.00
EL. 931.45
EL. 937.90
+00.00
VPT
PROPOSED PROFILE
INPLACE PROFILE
955.10
955.10
TH 14 EB
TH 14 WB
970
960
950
940
930
920
910
900
1,000
990
980
970
960
950
940
105
110
115
115
120
125

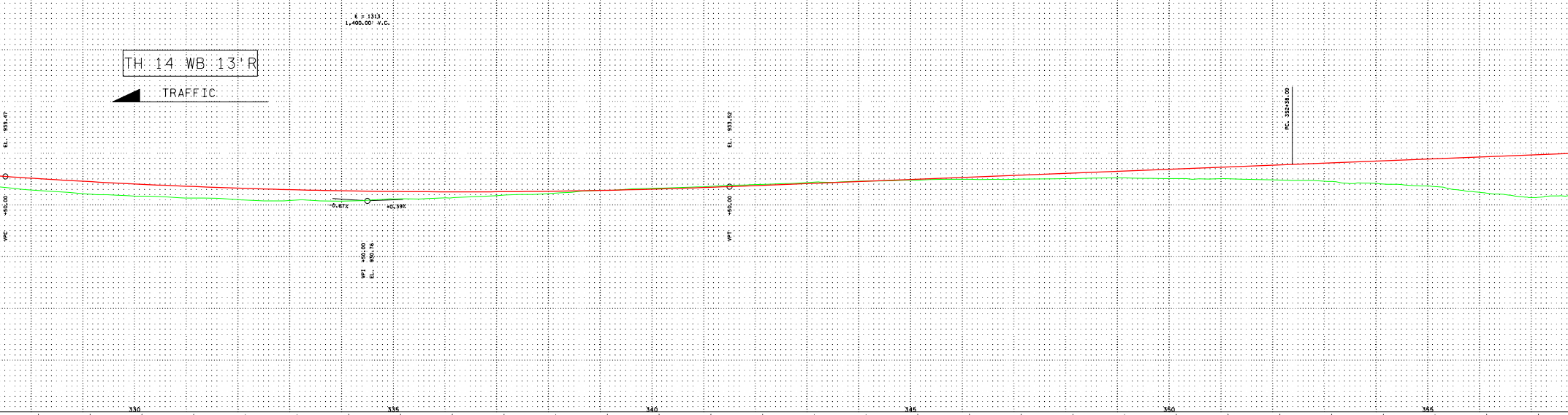
TH 14 WB 13'R
TRAFFIC
K = 1313
1,400.00' V.C.
EL. 935.47
+50.00
VPC
-0.87%
+0.39%
VPI +50.00
EL. 930.76
EL. 933.52
+50.00
VPT
PC. 352+58.09
330
335
340
345
350
355

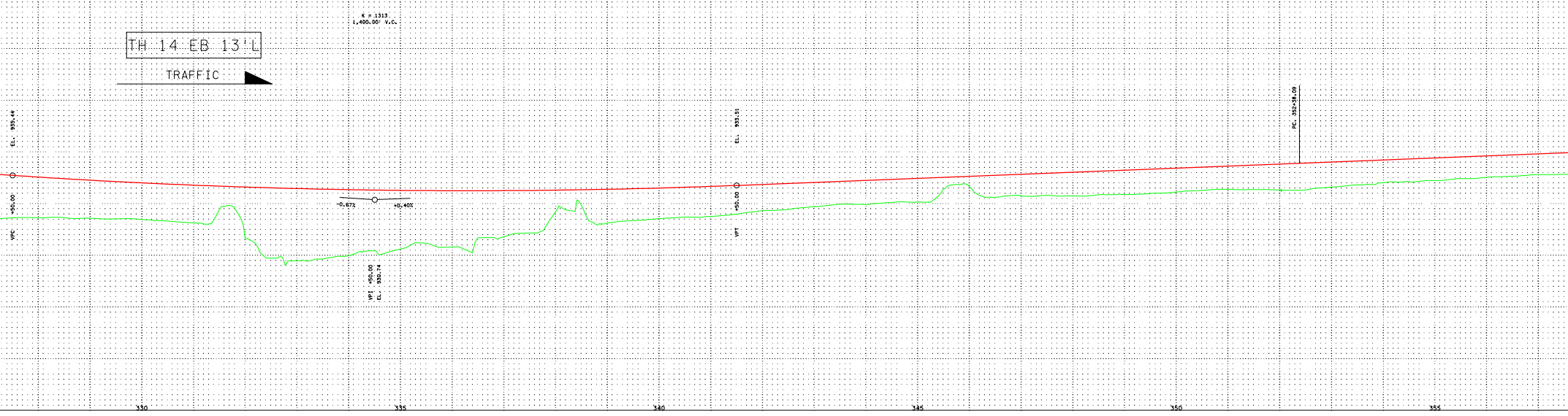
TH 14 EB 13'L
TRAFFIC
K = 1313
1,400.00' V.C.
EL. 935.44
+50.00
VPC
-0.67%
+0.40%
VPI +50.00
EL. 930.74
EL. 933.51
+50.00
VPT
PC. 352+58.09
330
335
340
345
350
355

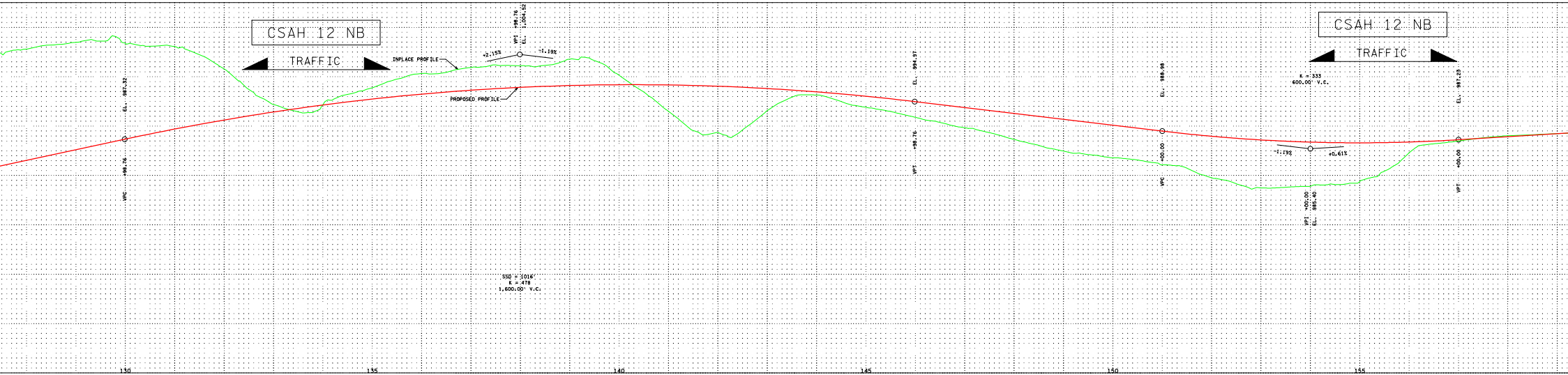
CSAH 12 NB
TRAFFIC
INPLACE PROFILE
PROPOSED PROFILE
VPC +98.76
EL. 987.32
VPI +98.76
EL. 1,004.52
+2.15%
-1.19%
SSD = 1016'
K = 478
1,600.00' V.C.
VPT +98.76
EL. 994.97
VPC +00.00
EL. 986.98
CSAH 12 NB
TRAFFIC
K = 333
600.00' V.C.
-1.19%
+0.61%
VPI +00.00
EL. 985.40
VPT +00.00
EL. 987.23
130
135
140
145
150
155

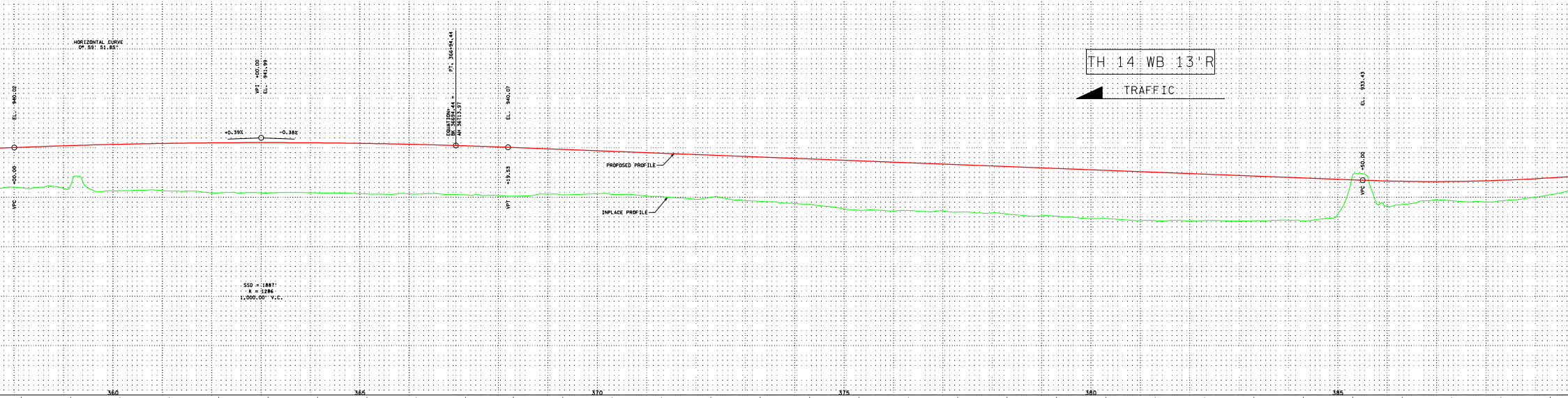
HORIZONTAL CURVE
0° 59' 51.85"
VPC +00.00
EL. 940.02
VPI +00.00
EL. 941.99
+0.39%
-0.38%
EQUATION:
BK 36694.44 =
AH 36713.97
PT, 366+94.44
VPT +19.53
EL. 940.07
PROPOSED PROFILE
INPLACE PROFILE
SSD = 1887'
K = 1286
1,000.00' V.C.
TH 14 WB 13'R
TRAFFIC
VPC +50.00
EL. 933.43
360
365
370
375
380
385

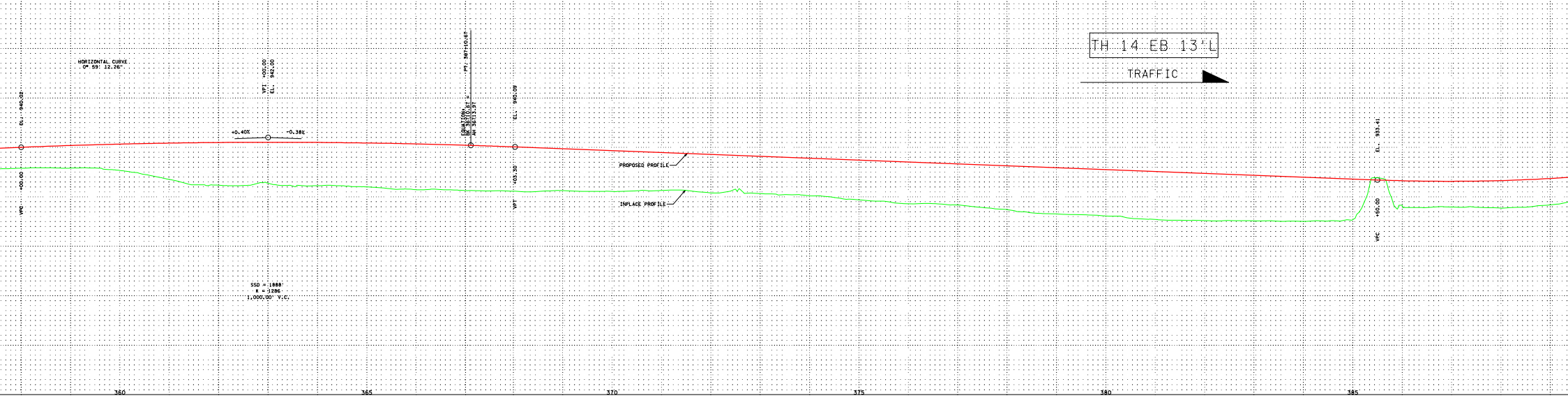
HORIZONTAL CURVE
0° 59' 12.26"
VPC +00.00
EL. 940.02
VPI +00.00
EL. 942.00
+0.40%
-0.38%
EQUATION:
BK 36710.67 =
AH 36713.97
PT, 367+10.67
VPT +03.30
EL. 940.09
PROPOSED PROFILE
INPLACE PROFILE
SSD = 1888'
K = 1286
1,000.00' V.C.
TH 14 EB 13'L
TRAFFIC
VPC +50.00
EL. 933.41
360
365
370
375
380
385

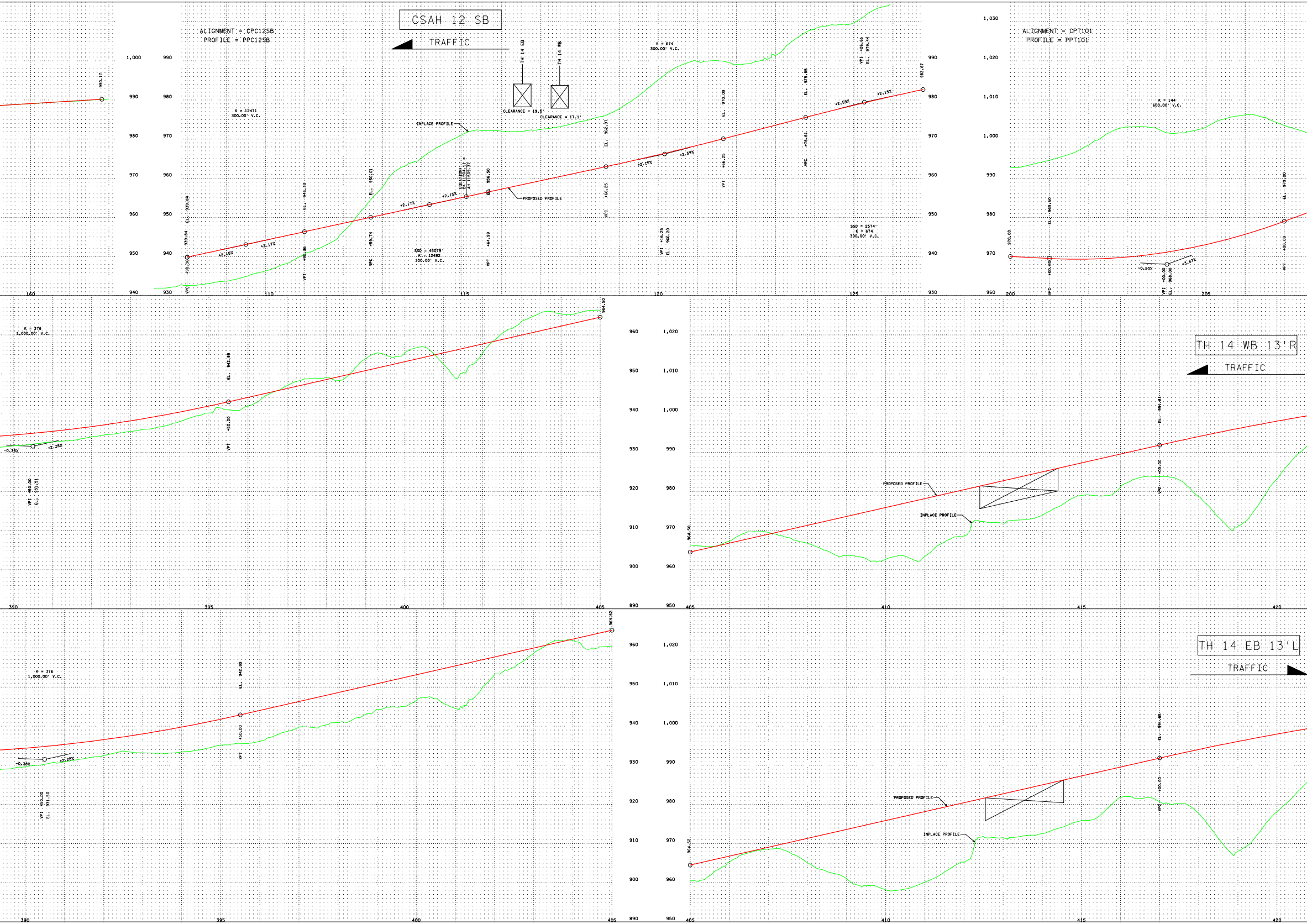
CSAH 12 SB
TRAFFIC
ALIGNMENT = CPC12SB
PROFILE = PPC12SB
TH 14 EB
TH 14 WB
CLEARANCE = 19.5'
CLEARANCE = 17.1'
INPLACE PROFILE
PROPOSED PROFILE
990.17
K = 12471
300.00' V.C.
VPC +90.36
EL. 939.84
939.84
+2.15%
+2.17%
VPT +90.36
EL. 946.33
VPC +59.74
EL. 950.01
+2.17%
+2.15%
SSD = 45079'
K = 12492
300.00' V.C.
EQUATION:
BK 11504.11 =
AH 11509.37
VPT +64.99
EL. 956.50
VPC +66.25
EL. 962.97
+2.15%
+2.59%
K = 674
300.00' V.C.
VPI +16.25
EL. 966.20
VPT +66.25
EL. 970.09
VPC +76.61
EL. 975.55
+2.59%
+2.15%
VPI +26.61
EL. 979.44
SSD = 2574'
K = 674
300.00' V.C.
982.67
160
110
115
120
125
1,000
990
980
970
960
950
940
930
ALIGNMENT = CPT101
PROFILE = PPT101
K = 144
600.00' V.C.
970.00
VPC +00.00
EL. 969.50
-0.50%
+3.67%
VPI +00.00
EL. 968.00
VPT +00.00
EL. 979.00
200
205
1,030
1,020
1,010
1,000
990
980
970
960
TH 14 WB 13'R
TRAFFIC
K = 376
1,000.00' V.C.
-0.38%
+2.28%
VPI +50.00
EL. 931.51
VPT +50.00
EL. 942.89
964.50
964.50
PROPOSED PROFILE
INPLACE PROFILE
VPC +00.00
EL. 991.81
390
395
400
405
405
410
415
420
960
950
940
930
920
910
900
890
1,020
1,010
1,000
990
980
970
960
950
TH 14 EB 13'L
TRAFFIC
K = 376
1,000.00' V.C.
-0.38%
+2.28%
VPI +50.00
EL. 931.50
VPT +50.00
EL. 942.89
964.52
964.52
PROPOSED PROFILE
INPLACE PROFILE
VPC +00.00
EL. 991.85
390
395
400
405
405
410
415
420
960
950
940
930
920
910
900
890
1,020
1,010
1,000
990
980
970
960
950

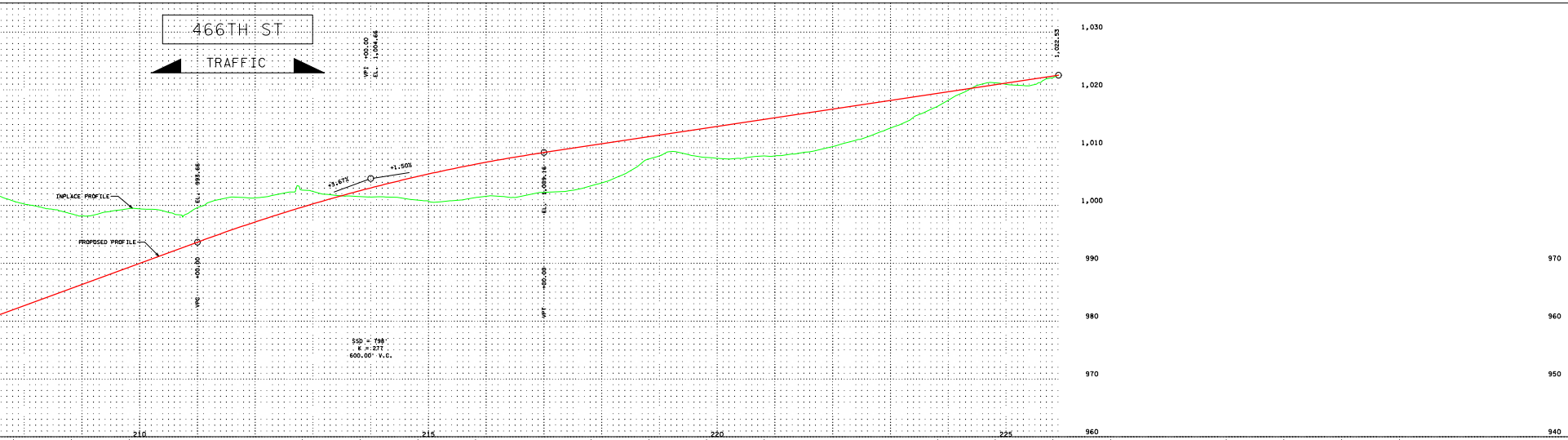
466TH ST
TRAFFIC
VPI +00.00
EL. 1,004.66
1,022.53
INPLACE PROFILE
PROPOSED PROFILE
EL. 993.66
VPC +00.00
+3.67%
+1.50%
EL. 1,009.16
VPT +00.00
SSD = 798'
K = 277
600.00' V.C.
210
215
220
225
1,030
1,020
1,010
1,000
990
980
970
960
970
960
950
940

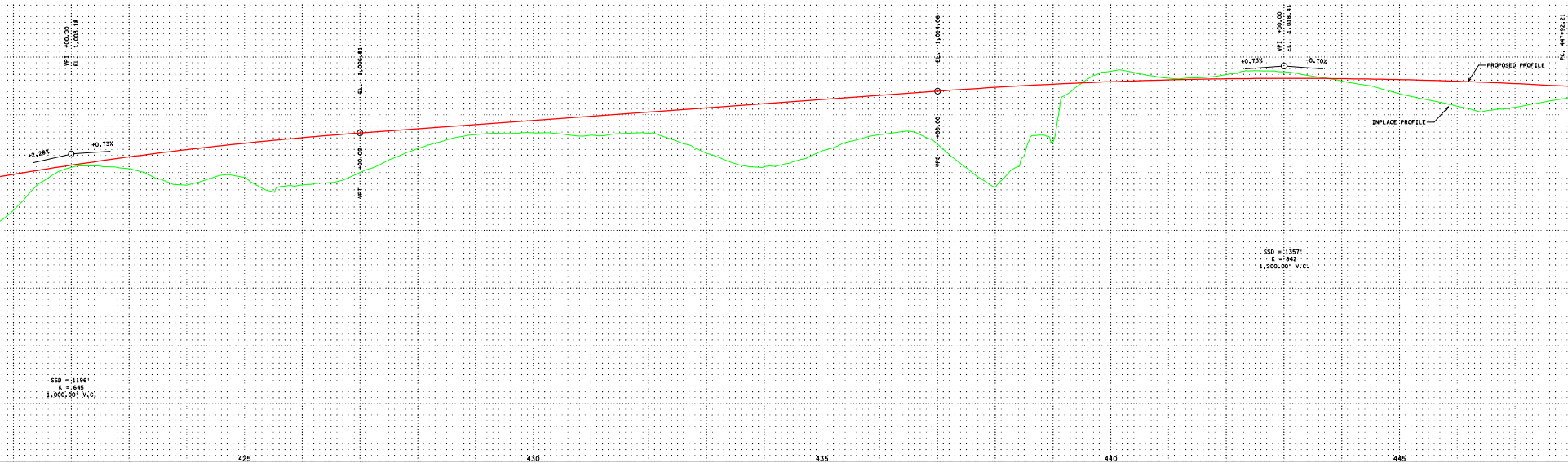
VPI +00.00
EL. 1,003.18
+2.28%
+0.73%
EL. 1,006.81
VPT +00.00
EL. 1,014.06
VPC +00.00
VPI +00.00
EL. 1,018.41
+0.73%
-0.70%
PC. 447+92.21
PROPOSED PROFILE
INPLACE PROFILE
SSD = 1357'
K = 842
1,200.00' V.C.
SSD = 1196'
K = 645
1,000.00' V.C.
425
430
435
440
445

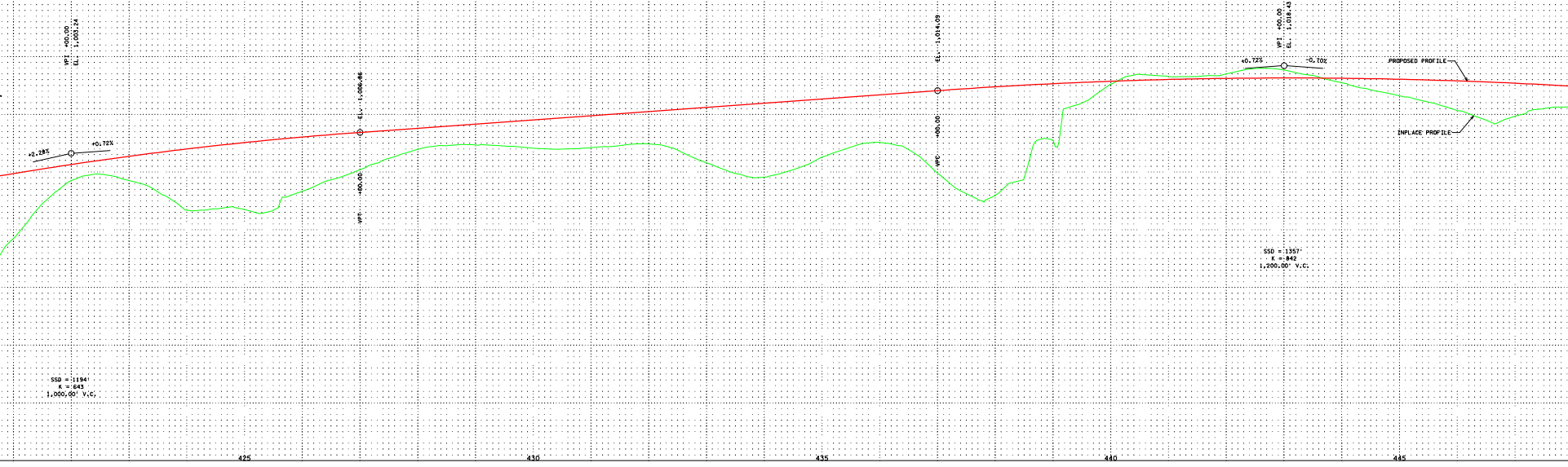
VPI +00.00
EL. 1,003.24
+2.28%
+0.72%
EL. 1,006.86
VPT +00.00
EL. 1,014.09
VPC +00.00
VPI +00.00
EL. 1,018.43
+0.72%
-0.70%
PROPOSED PROFILE
INPLACE PROFILE
SSD = 1357'
K = 842
1,200.00' V.C.
SSD = 1194'
K = 643
1,000.00' V.C.
425
430
435
440
445

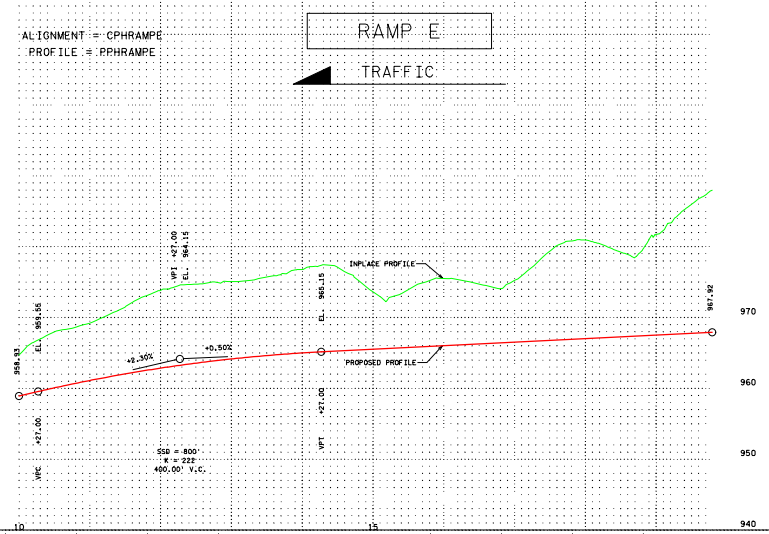
RAMP E

ALIGNMENT = CPHRAMPE
PROFILE = PPHRAMPE
TRAFFIC
INPLACE PROFILE
PROPOSED PROFILE
958.93
EL. 959.55
+27.00
VPC
VPI +27.00
EL. 964.15
+2.30%
+0.50%
EL. 965.15
+27.00
VPT
967.92
SSD = 800'
K = 222
400.00' V.C.
970
960
950
940
10
15

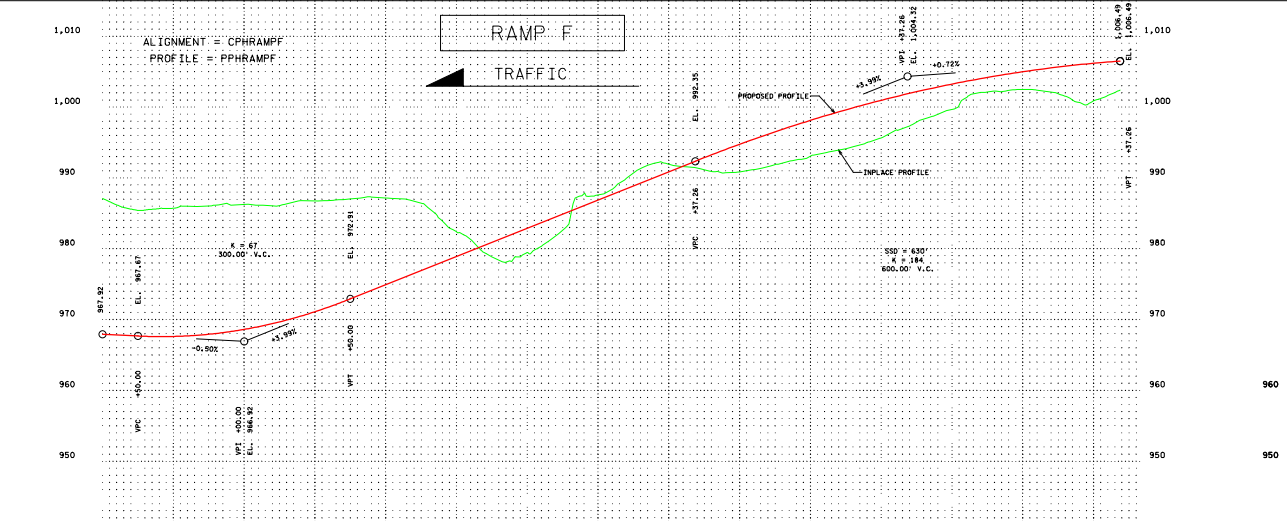
RAMP F

ALIGNMENT = CPHRAMPF
PROFILE = PPHRAMPF
TRAFFIC
1,010
1,000
990
980
970
960
950
940
967.92
EL. 967.67
+50.00
VPC
K = 67
300.00' V.C.
-0.50%
+3.99%
VPI +00.00
EL. 966.92
EL. 972.91
+50.00
VPT
EL. 992.35
+37.26
VPC
PROPOSED PROFILE
INPLACE PROFILE
+3.99%
VPI +37.26
EL. 1,004.32
+0.72%
SSD = 630'
K = 184
600.00' V.C.
1,006.49
EL. 1,006.49
+37.26
VPT
30
35
40

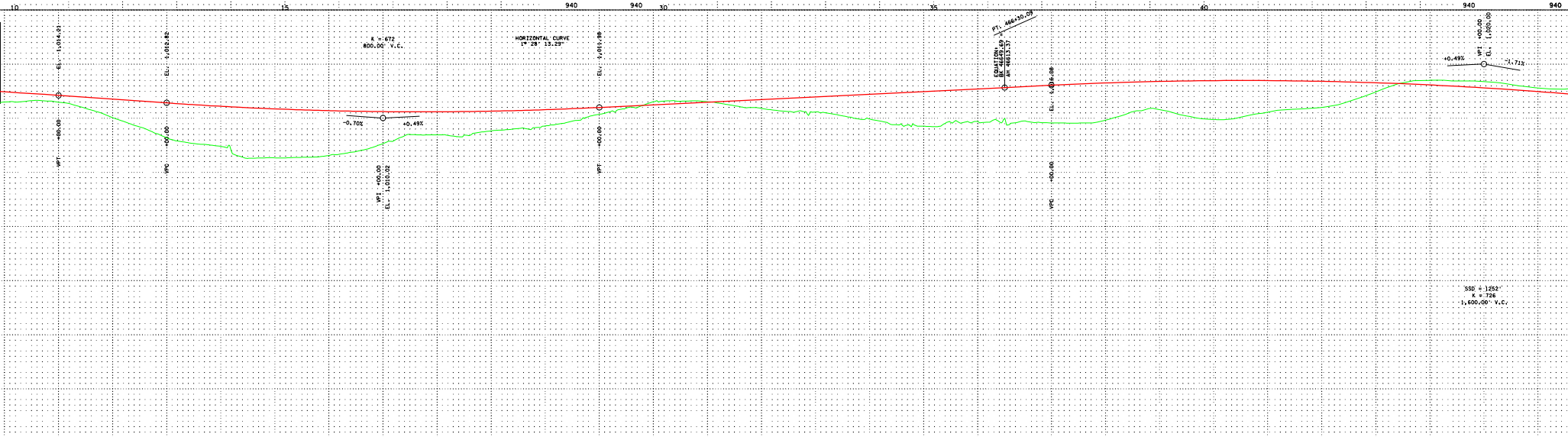
EL. 1,014.21
+00.00
VPT
EL. 1,012.82
+00.00
VPC
K = 672
800.00' V.C.
-0.70%
+0.49%
VPI +00.00
EL. 1,010.02
HORIZONTAL CURVE
1° 28' 13.29"
EL. 1,011.99
+00.00
VPT
PT. 466+30.09
EQUATION:
BK 46649.69
AH 46613.37
EL. 1,016.00
+00.00
VPC
+0.49%
VPI +00.00
EL. 1,020.00
-1.71%
SSD = 1252'
K = 726
1,600.00' V.C.
450
455
460
465
470
475

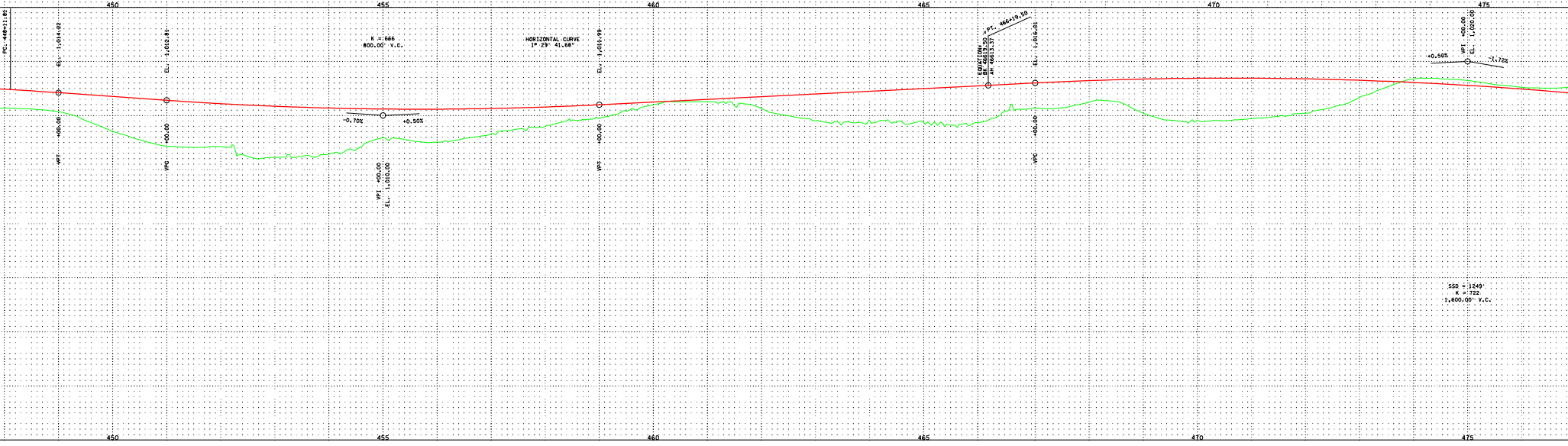
PC: 448+11.81
EL. 1,014.22
+00.00
VPT
EL. 1,012.81
+00.00
VPC
K = 666
800.00' V.C.
-0.70%
+0.50%
VPI +00.00
EL. 1,010.00
HORIZONTAL CURVE
1° 29' 41.68"
EL. 1,011.99
+00.00
VPT
EQUATION:
BK 46619.50 = PT. 466+19.50
AH 46613.37
EL. 1,016.01
+00.00
VPC
+0.50%
VPI +00.00
EL. 1,020.00
-1.72%
SSD = 1249'
K = 722
1,600.00' V.C.
450
455
460
465
470
475

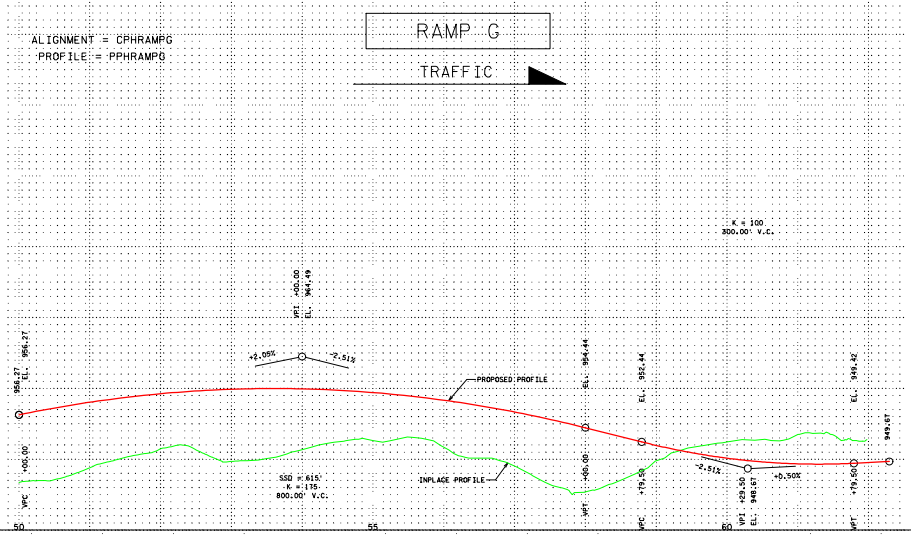
ALIGNMENT = CPHRAMPG
PROFILE = PPHRAMPG
RAMP G
TRAFFIC
K = 100
300.00' V.C.
VPI +00.00
EL. 964.49
+2.05%
-2.51%
956.27
EL. 956.27
VPC +00.00
PROPOSED PROFILE
INPLACE PROFILE
SSD = 615'
K = 175
800.00' V.C.
EL. 954.44
VPT +00.00
EL. 952.44
VPC +79.50
-2.51%
VPI +29.50
EL. 948.67
+0.50%
EL. 949.42
VPT +79.50
949.67
960
950
940
50
55
60

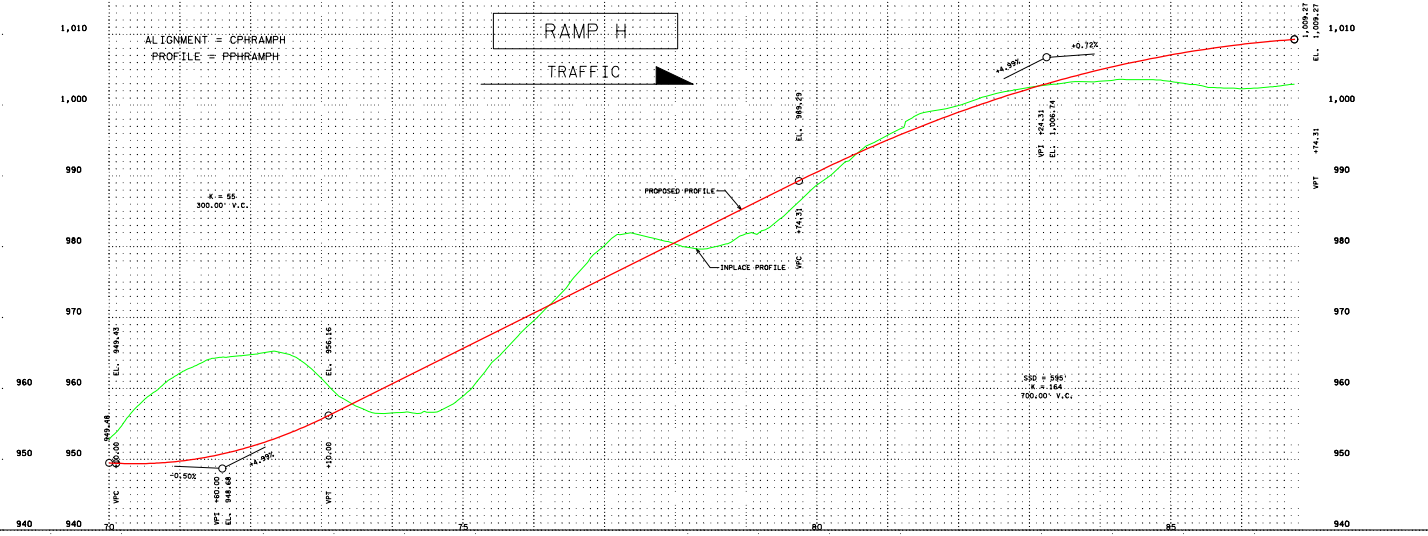
ALIGNMENT = CPHRAMPH
PROFILE = PPHRAMPH
RAMP H
TRAFFIC
1,010
1,000
990
980
970
960
950
940
K = 55
300.00' V.C.
EL. 949.43
949.48
VPC +00.00
-0.50%
+4.99%
VPI +60.00
EL. 948.68
EL. 956.16
VPT +10.00
PROPOSED PROFILE
INPLACE PROFILE
EL. 989.29
VPC +74.31
+4.99%
+0.72%
VPI +24.31
EL. 1,006.74
SSD = 595'
K = 164
700.00' V.C.
1,009.27
EL. 1,009.27
VPT +74.31
70
75
80
85

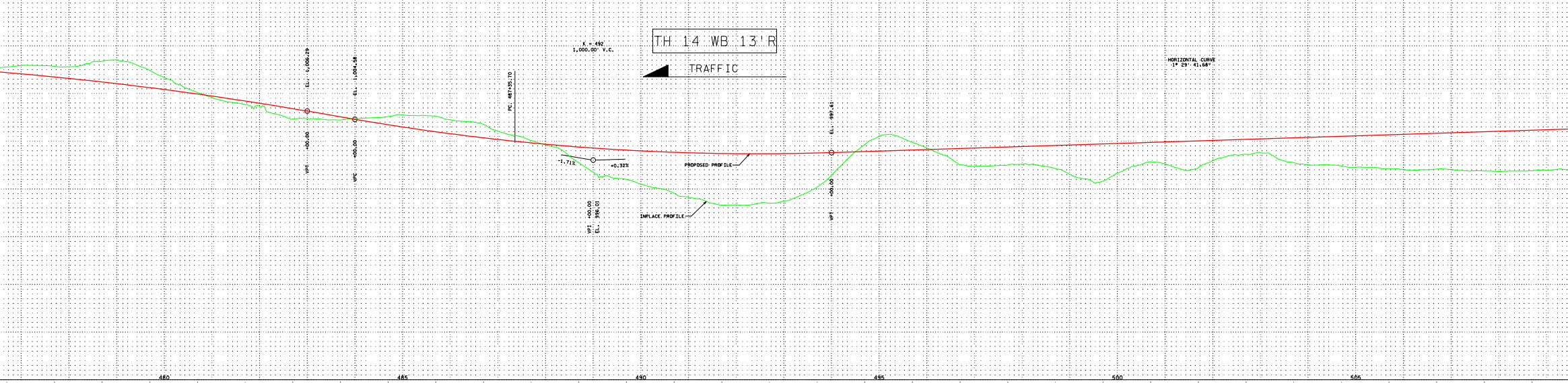
TH 14 WB 13'R
TRAFFIC
K = 492
1,000.00' V.C.
HORIZONTAL CURVE
1° 29' 41.68"
EL. 1,006.29
VPT +00.00
EL. 1,004.58
VPC +00.00
PC: 487+35.70
-1.71%
+0.32%
VPI +00.00
EL. 996.01
PROPOSED PROFILE
INPLACE PROFILE
EL. 997.61
VPT +00.00
480
485
490
495
500
505

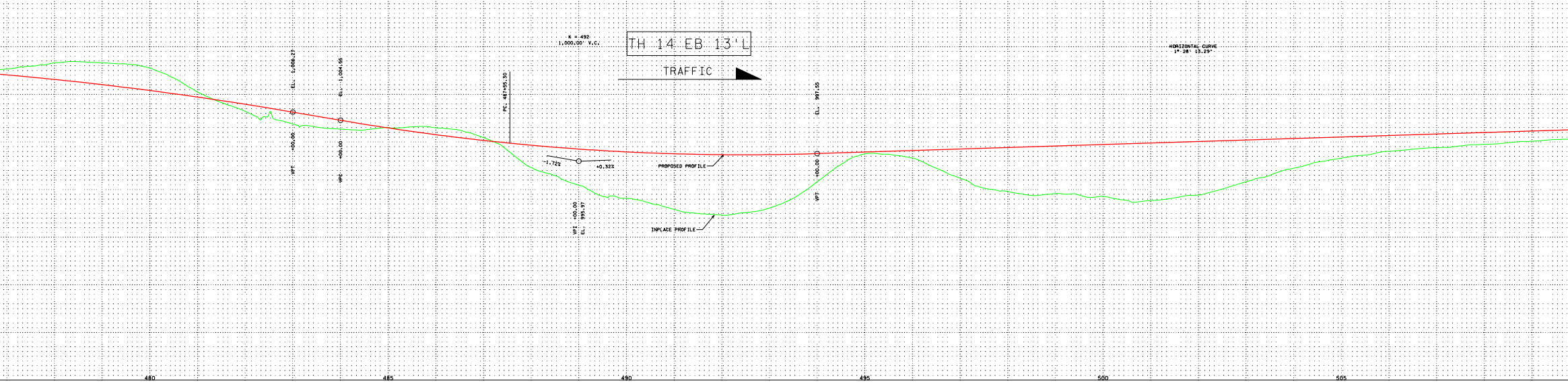
K = 492
1,000.00' V.C.
TH 14 EB 13'L
TRAFFIC
HORIZONTAL CURVE
1° 28' 13.29"
EL. 1,006.27
VPT +00.00
EL. 1,004.55
VPC +00.00
PC: 487+55.30
-1.72%
+0.32%
VPI +00.00
EL. 995.97
PROPOSED PROFILE
INPLACE PROFILE
EL. 997.55
VPT +00.00
480
485
490
495
500
505

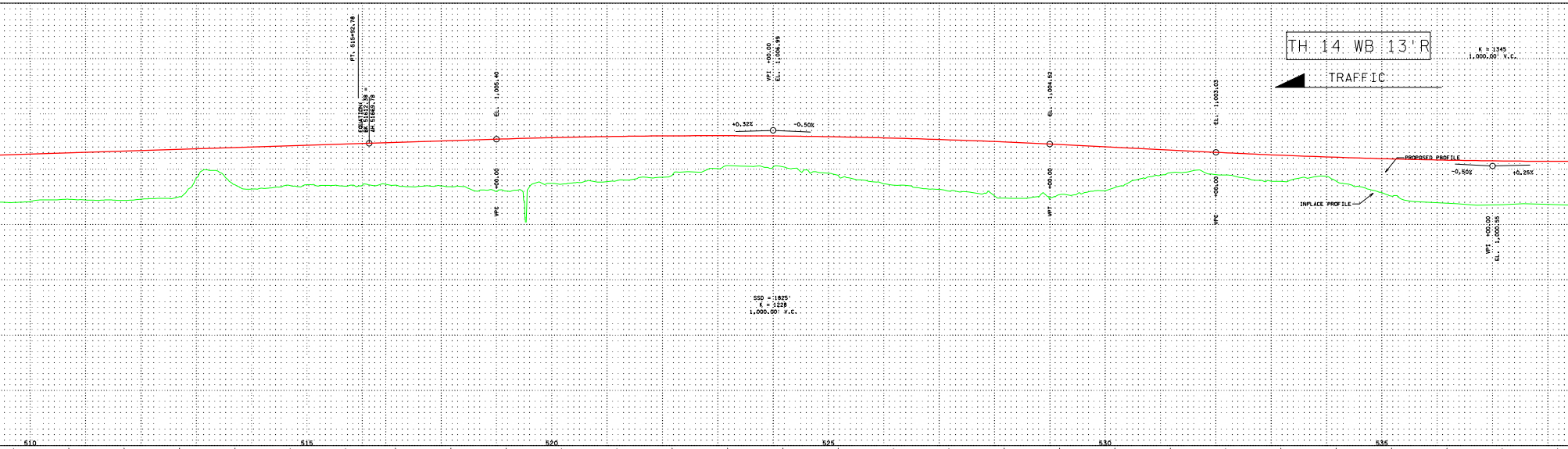
PT. 515+92.78
EQUATION:
BK 51612.38 =
AH 51669.78
EL. 1,005.40
VPC +00.00
VPI +00.00
EL. 1,006.99
+0.32%
-0.50%
SSD = 1825'
K = 1228
1,000.00' V.C.
EL. 1,004.52
VPT +00.00
EL. 1,003.03
VPC +00.00
TH 14 WB 13'R
TRAFFIC
K = 1345
1,000.00' V.C.
PROPOSED PROFILE
INPLACE PROFILE
-0.50%
+0.25%
VPI +00.00
EL. 1,000.55
510
515
520
525
530
535

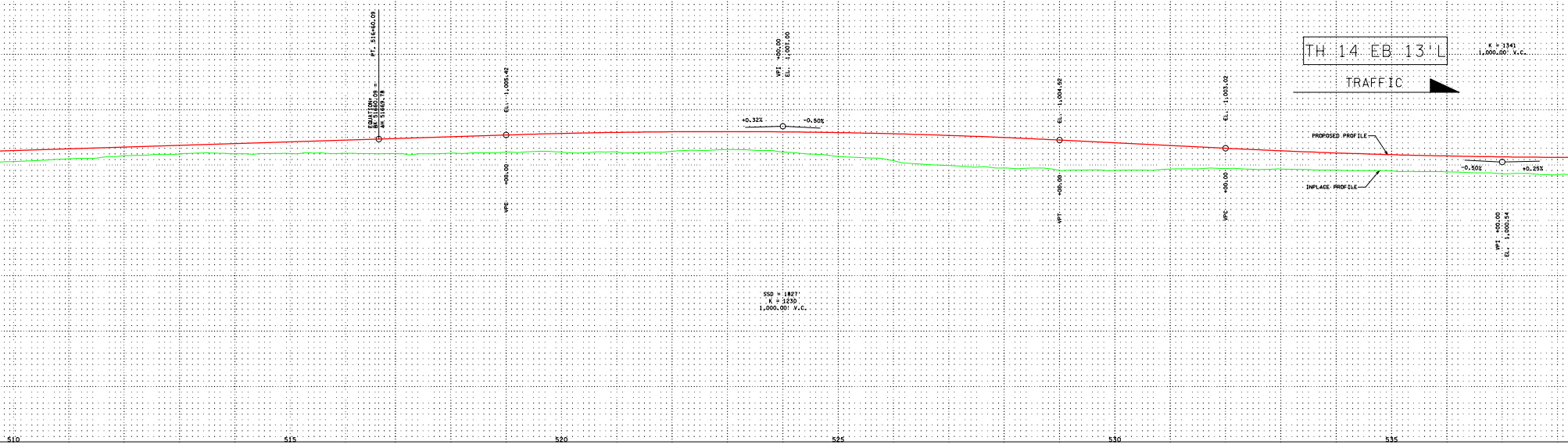
PT. 516+60.09
EQUATION:
BK 51660.09 =
AH 51669.78
EL. 1,005.42
VPC +00.00
VPI +00.00
EL. 1,007.00
+0.32%
-0.50%
SSD = 1827'
K = 1230
1,000.00' V.C.
EL. 1,004.52
VPT +00.00
EL. 1,003.02
VPC +00.00
TH 14 EB 13'L
TRAFFIC
K = 1341
1,000.00' V.C.
PROPOSED PROFILE
INPLACE PROFILE
-0.50%
+0.25%
VPI +00.00
EL. 1,000.54
510
515
520
525
530
535

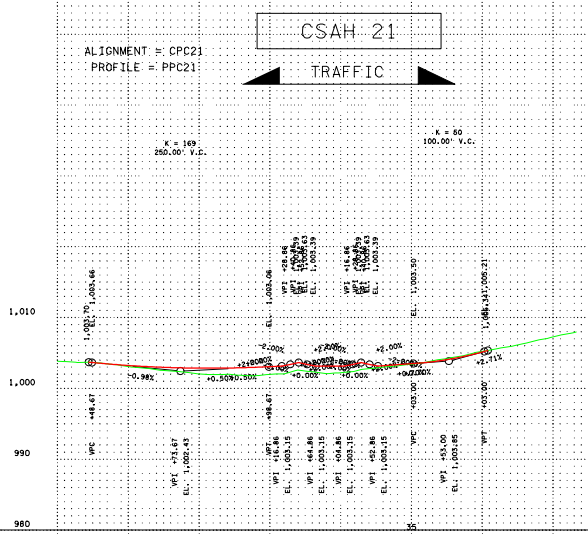
CSAH 21
ALIGNMENT = CPC21
PROFILE = PPC21
TRAFFIC
K = 169
250.00' V.C.
K = 60
100.00' V.C.
1,010
1,000
990
980
VPC +48.67
EL. 1,003.66
-0.98%
VPI +73.67
EL. 1,002.43
+0.50%
VPT +98.67
EL. 1,003.06
-2.00%
VPI +16.86
EL. 1,003.15
VPI +28.86
EL. 1,003.39
VPI +64.86
EL. 1,003.15
VPI +04.86
EL. 1,003.15
VPI +16.86
EL. 1,003.39
VPI +52.86
EL. 1,003.15
+2.00%
+0.00%
VPC +03.00
EL. 1,003.50
VPI +53.00
EL. 1,003.85
VPT +03.00
+2.71%
35

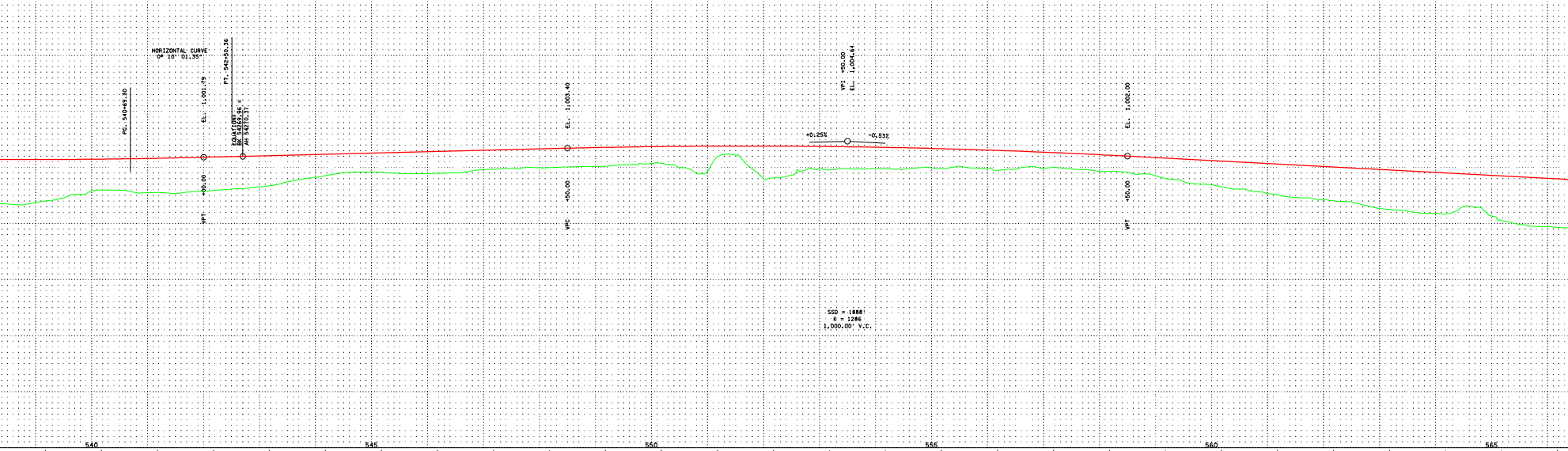
HORIZONTAL CURVE
0° 10' 01.35"
PC. 540+69.30
PT. 542+50.36
EQUATION:
BK 54269.96 =
AH 54270.37
VPT +00.00
EL. 1,001.79
VPC +50.00
EL. 1,003.40
VPI +50.00
EL. 1,004.64
+0.25%
-0.53%
VPT +50.00
EL. 1,002.00
SSD = 1888'
K = 1286
1,000.00' V.C.
540
545
550
555
560
565

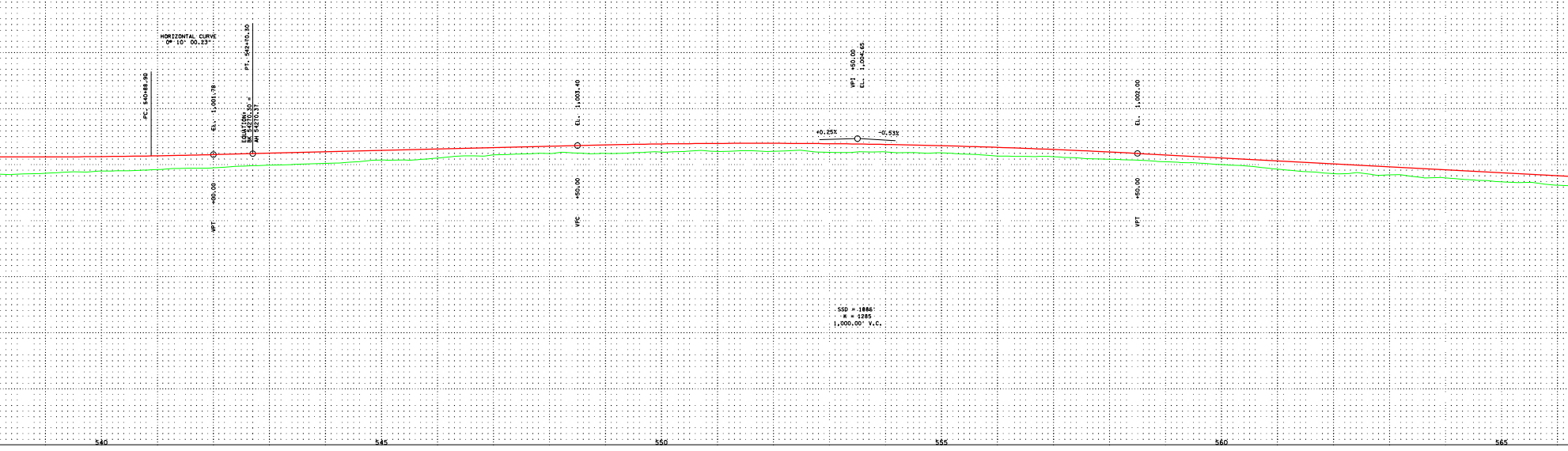
HORIZONTAL CURVE
0° 10' 00.23"
PC. 540+88.90
PT. 542+70.30
EQUATION:
BK 54270.30 =
AH 54270.37
VPT +00.00
EL. 1,001.78
VPC +50.00
EL. 1,003.40
VPI +50.00
EL. 1,004.65
+0.25%
-0.53%
VPT +50.00
EL. 1,002.00
SSD = 1886'
K = 1285
1,000.00' V.C.
540
545
550
555
560
565

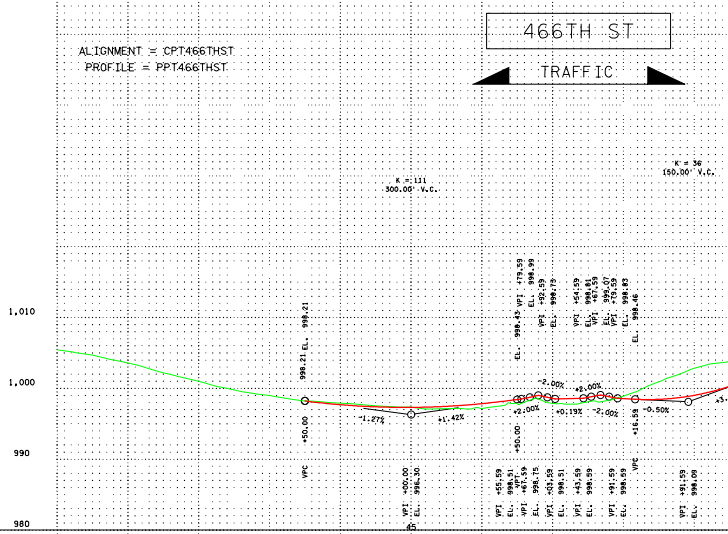
466TH ST
TRAFFIC
ALIGNMENT = CPT466THST
PROFILE = PPT466THST
K = 111
300.00' V.C.
K = 36
150.00' V.C.
1,010
1,000
990
980
998.21 EL. 998.21
+50.00
VPC
-1.27%
+1.42%
VPI +00.00 EL. 996.30
EL. 998.43
+50.00
VPI +79.59 EL. 998.99
VPI +92.59 EL. 998.73
VPI +54.59 EL. 998.81
VPI +67.59 EL. 999.07
VPI +79.59 EL. 998.83
EL. 998.46
+2.00%
-2.00%
+0.19%
+2.00%
-2.00%
+16.59
VPC
-0.50%
VPI +55.59 EL. 998.51
VPI +67.59 EL. 998.75
VPI +03.59 EL. 998.51
VPI +43.59 EL. 998.59
VPI +91.59 EL. 998.59
VPI +91.59 EL. 998.09
45

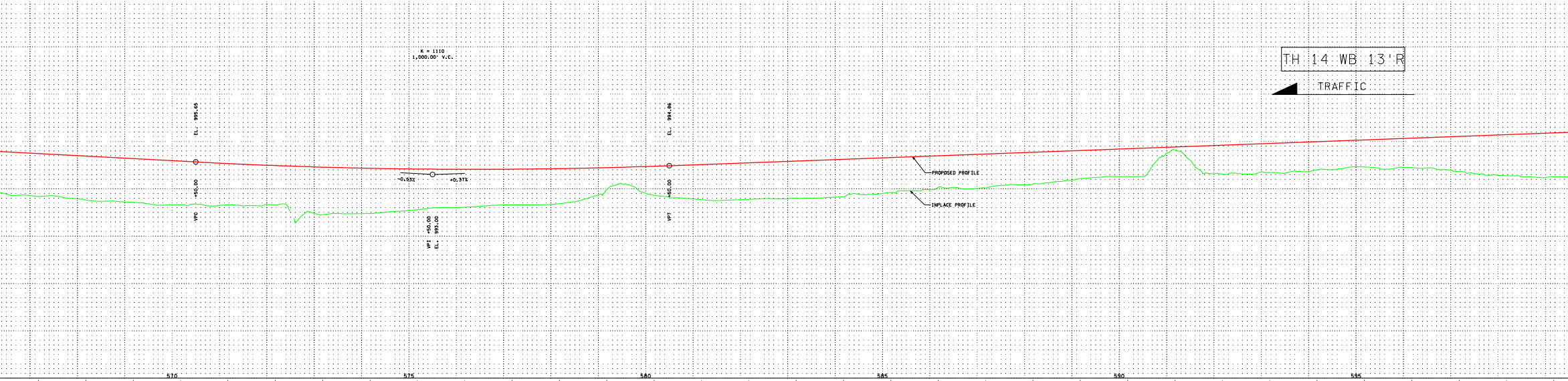
TH 14 WB 13'R
TRAFFIC
K = 1110
1,000.00' V.C.
EL. 995.65
+50.00
VPC
-0.53%
+0.37%
VPI +50.00 EL. 993.00
EL. 994.86
+50.00
VPT
PROPOSED PROFILE
INPLACE PROFILE
570
575
580
585
590
595

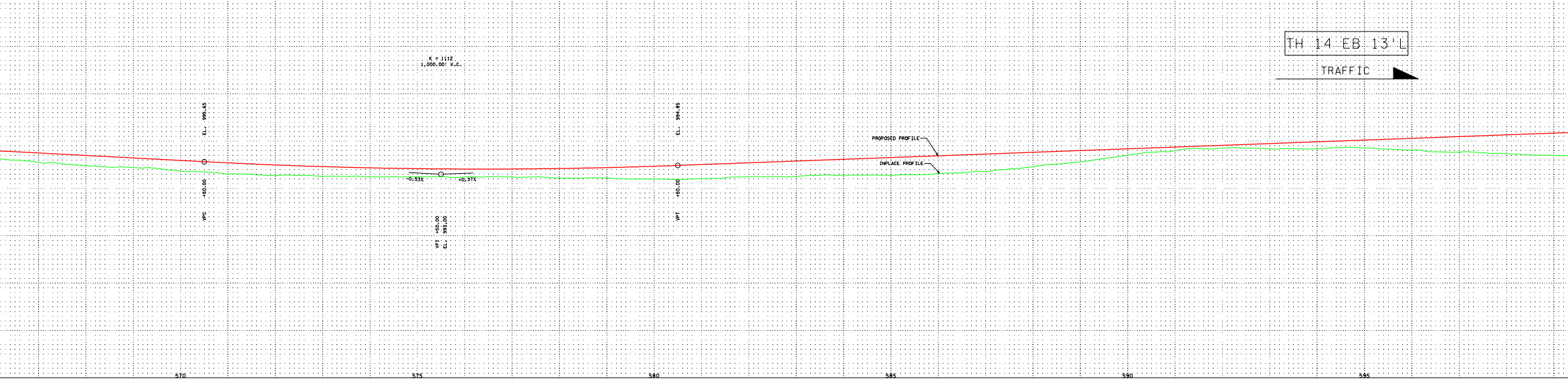
TH 14 EB 13'L
TRAFFIC
K = 1112
1,000.00' V.C.
EL. 995.65
+50.00
VPC
-0.53%
+0.37%
VPI +50.00 EL. 993.00
EL. 994.85
+50.00
VPT
PROPOSED PROFILE
INPLACE PROFILE
570
575
580
585
590
595

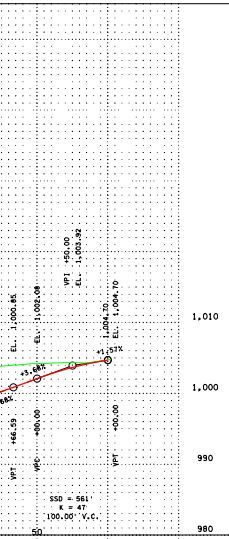
VPT +66.59
EL. 1,000.85
.68%
VPC +00.00
EL. 1,002.08
+3.68%
VPI +50.00
EL. 1,003.92
VPT +00.00
1,004.70
EL. 1,004.70
+1.57%
SSD = 561'
K = 47
100.00' V.C.
50
1,010
1,000
990
980

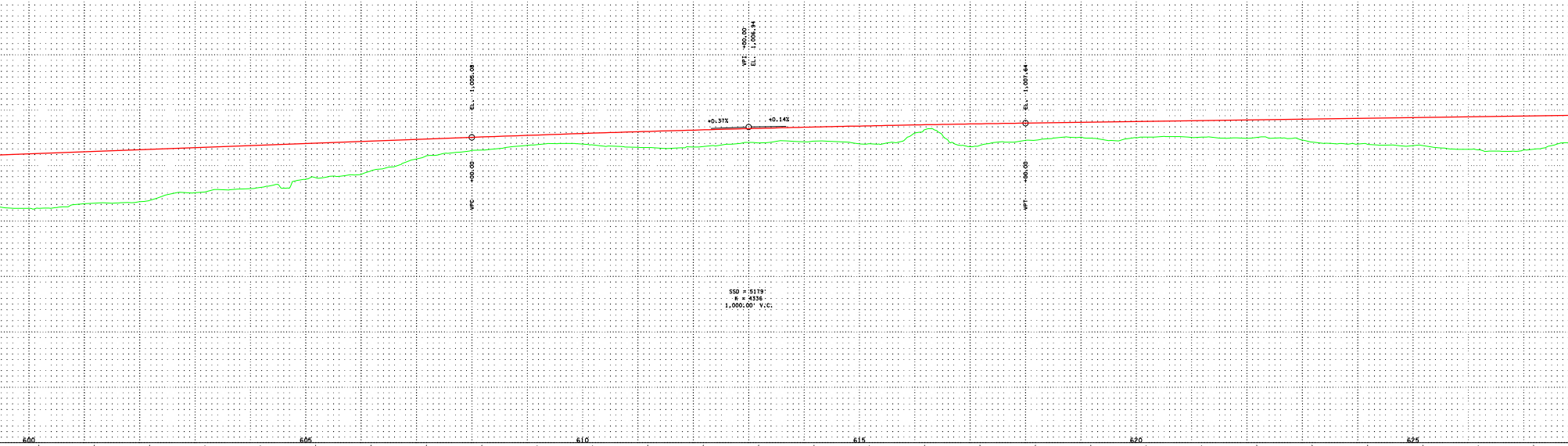
VPI +00.00
EL. 1,006.94
EL. 1,005.08
VPC +00.00
+0.37%
+0.14%
EL. 1,007.64
VPT +00.00
SSD = 5179'
K = 4336
1,000.00' V.C.
600
605
610
615
620
625

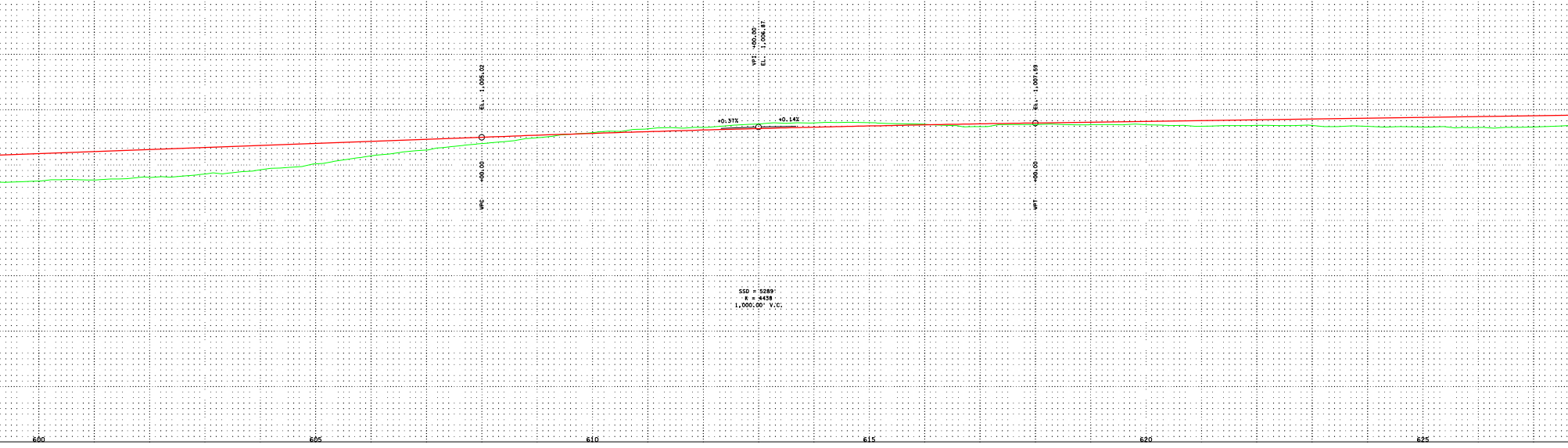
VPI +00.00
EL. 1,006.87
EL. 1,005.02
VPC +00.00
+0.37%
+0.14%
EL. 1,007.59
VPT +00.00
SSD = 5289'
K = 4438
1,000.00' V.C.
600
605
610
615
620
625

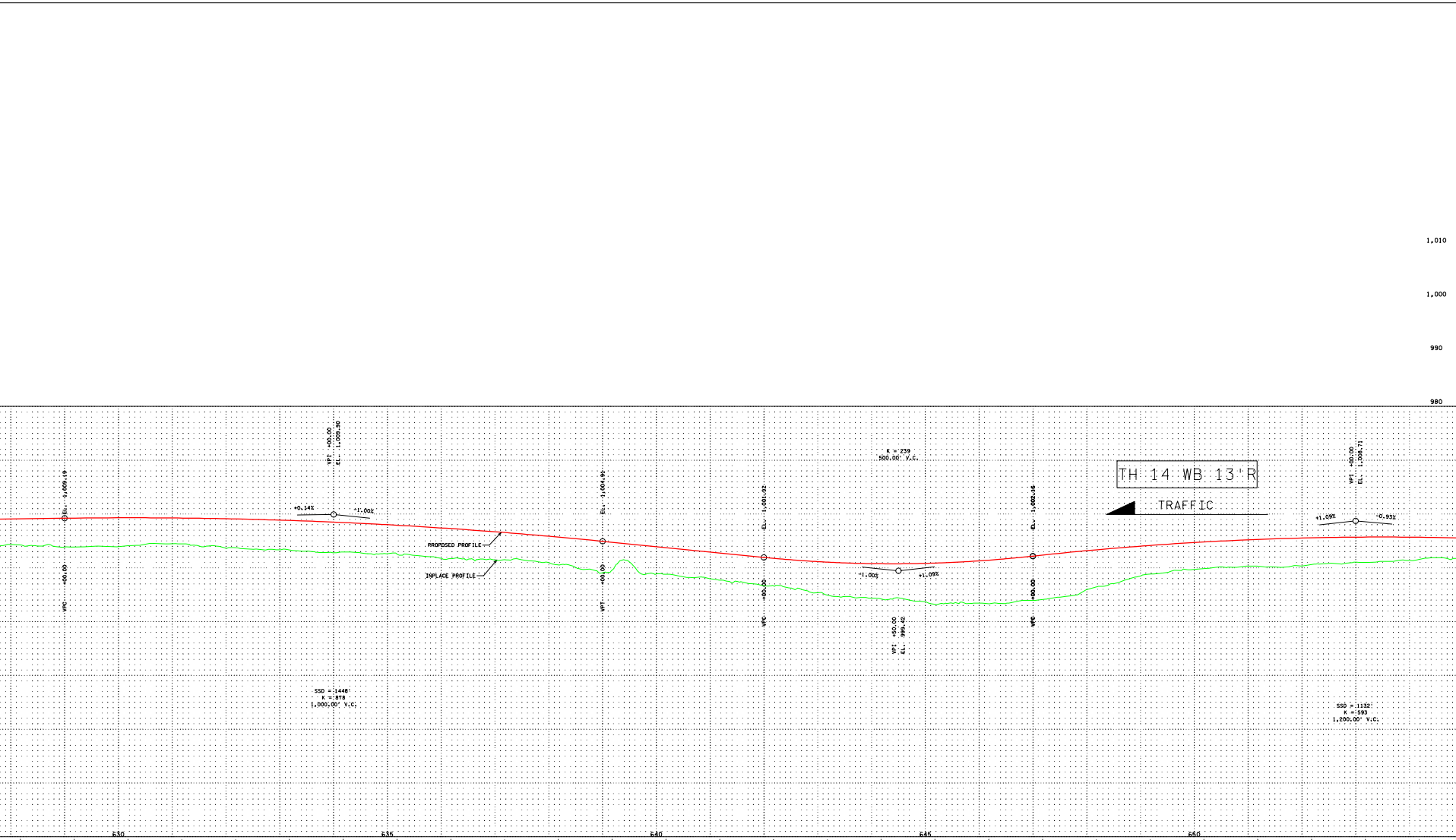
1,010
1,000
990
980
VPC +00.00
EL. 1,009.19
VPI +00.00
EL. 1,009.90
+0.14%
-1.00%
SSD = 1448'
K = 878
1,000.00' V.C.
PROPOSED PROFILE
INPLACE PROFILE
VPT +00.00
EL. 1,004.91
VPC +00.00
EL. 1,001.92
K = 239
500.00' V.C.
-1.00%
+1.09%
VPI +50.00
EL. 999.42
VPT +00.00
EL. 1,002.16
TH 14 WB 13'R
TRAFFIC
VPI +00.00
EL. 1,008.71
+1.09%
-0.93%
SSD = 1132'
K = 593
1,200.00' V.C.
630
635
640
645
650

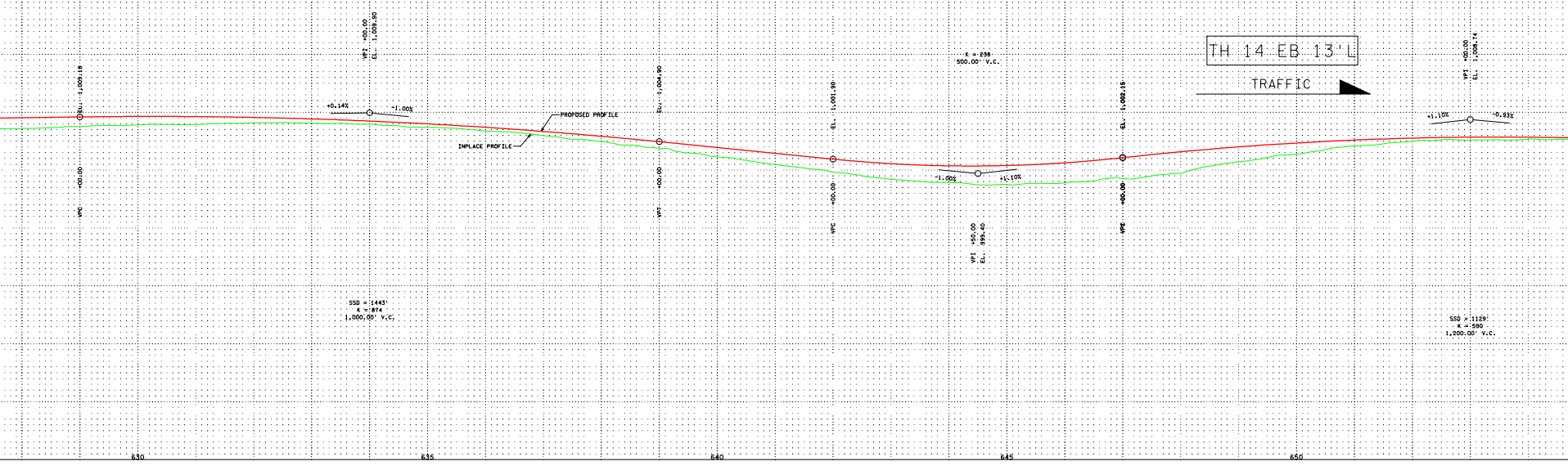
VPC +00.00
EL. 1,009.18
VPI +00.00
EL. 1,009.90
+0.14%
-1.00%
SSD = 1443'
K = 874
1,000.00' V.C.
PROPOSED PROFILE
INPLACE PROFILE
VPT +00.00
EL. 1,004.90
VPC +00.00
EL. 1,001.90
K = 238
500.00' V.C.
-1.00%
+1.10%
VPI +50.00
EL. 999.40
VPT +00.00
EL. 1,002.15
TH 14 EB 13'L
TRAFFIC
VPI +00.00
EL. 1,008.74
+1.10%
-0.93%
SSD = 1129'
K = 590
1,200.00' V.C.
630
635
640
645
650

491ST AVE

ALIGNMENT = CPT491STAVE
PROFILE = PPT491STAVE

TRAFFIC

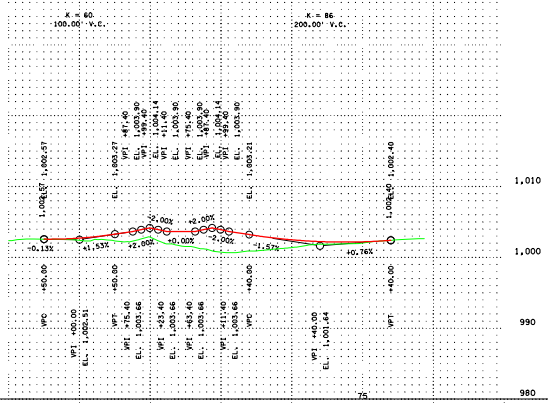

K = 60
100.00' V.C.
K = 86
200.00' V.C.
EL. 1,002.57
EL. 1,003.27
VPI +87.40
EL. 1,003.90
VPI +99.40
EL. 1,004.14
VPI +11.40
EL. 1,003.90
VPI +75.40
EL. 1,003.90
VPI +87.40
EL. 1,004.14
VPI +99.40
EL. 1,003.90
EL. 1,003.21
EL. 1,002.40
-0.13%
+1.53%
+2.00%
-2.00%
+0.00%
+2.00%
-2.00%
-1.57%
+0.76%
VPC +50.00
VPI +00.00
EL. 1,002.51
VPT +50.00
VPI +75.40
EL. 1,003.66
VPI +23.40
EL. 1,003.66
VPI +63.40
EL. 1,003.66
VPI +11.40
EL. 1,003.66
VPC +40.00
VPI +40.00
EL. 1,001.64
VPT +40.00
75
1,010
1,000
990
980

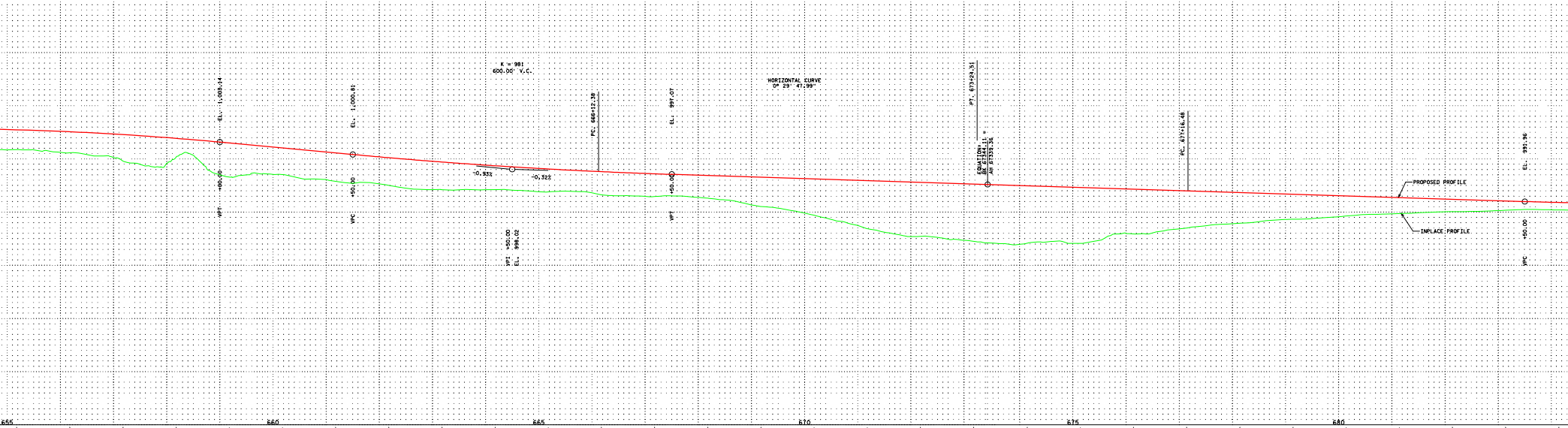

K = 981
600.00' V.C.
HORIZONTAL CURVE
0° 29' 47.99"
EL. 1,003.14
EL. 1,000.81
PC. 666+12.38
EL. 997.07
PT. 673+24.51
EQUATION:
BK 67344.11 =
AH 67339.36
PC. 677+16.48
EL. 991.96
-0.93%
-0.32%
PROPOSED PROFILE
INPLACE PROFILE
VPT +00.00
VPC +50.00
VPI +50.00
EL. 998.02
VPT +50.00
VPC +50.00
655
660
665
670
675
680

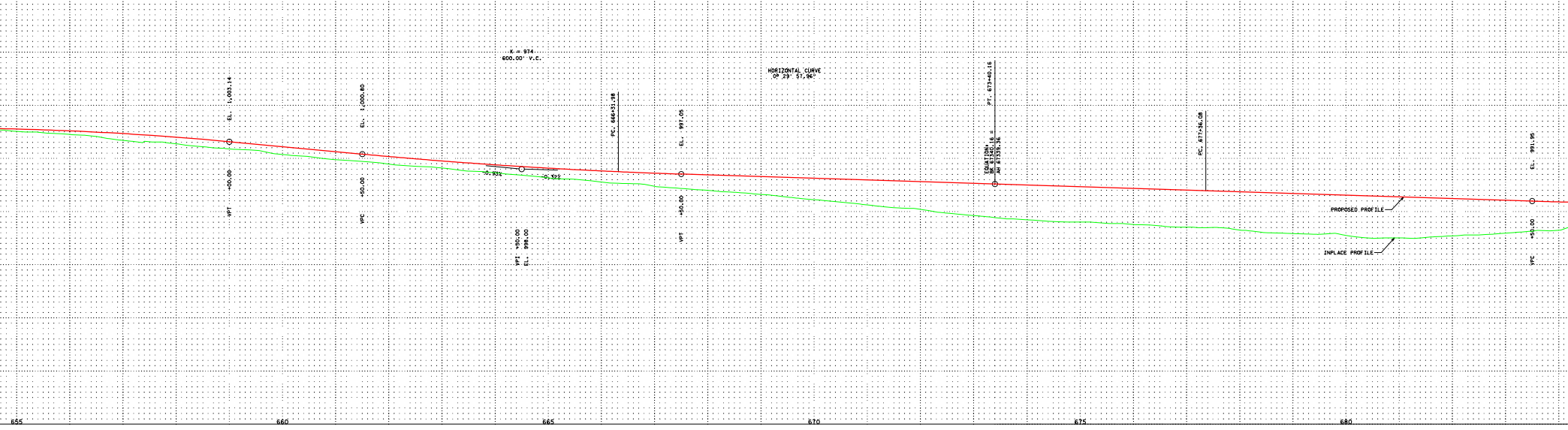

K = 974
600.00' V.C.
HORIZONTAL CURVE
0° 29' 57.96"
EL. 1,003.14
EL. 1,000.80
PC. 666+51.98
EL. 997.05
PT. 673+40.16
EQUATION:
BK 67340.16 =
AH 67335.36
PC. 677+36.08
EL. 991.95
-0.93%
-0.32%
PROPOSED PROFILE
INPLACE PROFILE
VPT +00.00
VPC +50.00
VPI +50.00
EL. 998.00
VPT +50.00
VPC +50.00
655
660
665
670
675
680

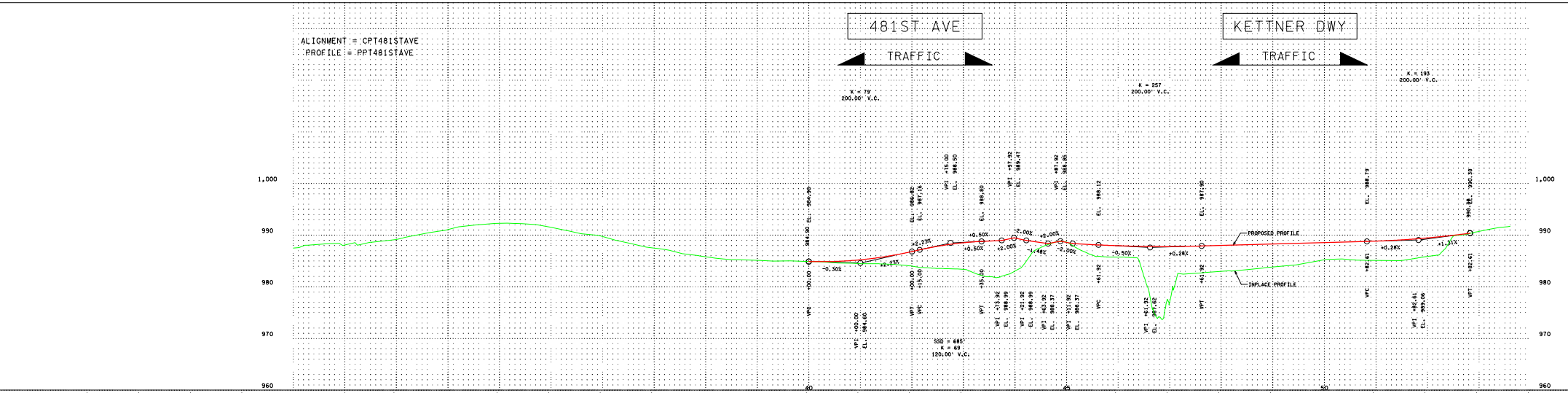
ALIGNMENT = CPT481STAVE
PROFILE = PPT481STAVE
481ST AVE
TRAFFIC
KETTNER DWY
TRAFFIC
K = 79
200.00' V.C.
K = 257
200.00' V.C.
K = 193
200.00' V.C.
SSD = 685'
K = 69
120.00' V.C.
1,000
990
980
970
960
40
45
50
VPC +00.00 EL. 984.90
VPI +00.00 EL. 984.60
VPT +00.00 EL. 986.82
VPC +15.00 EL. 987.16
VPI +75.00 EL. 988.50
VPT +35.00 EL. 988.80
VPI +73.92 EL. 988.99
VPI +97.92 EL. 989.47
VPI +21.92 EL. 988.99
VPI +63.92 EL. 988.37
VPI +87.92 EL. 988.85
VPI +11.92 EL. 988.37
VPC +61.92 EL. 988.12
VPI +61.92 EL. 987.62
VPT +61.92 EL. 987.90
VPC +82.61 EL. 988.79
VPI +82.61 EL. 989.06
VPT +82.61 EL. 990.38
-0.30%
+2.23%
+2.23%
+0.50%
+0.50%
+2.00%
-2.00%
-1.48%
+2.00%
-2.00%
-0.50%
+0.28%
+0.28%
+1.31%
PROPOSED PROFILE
INPLACE PROFILE

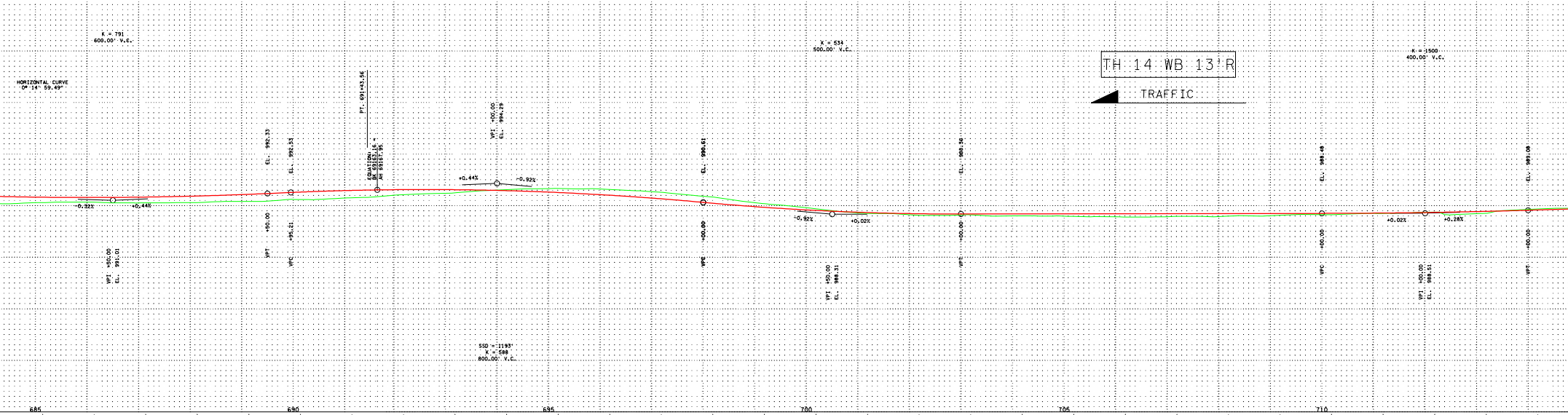
TH 14 WB 13'R
TRAFFIC
HORIZONTAL CURVE
0° 14' 59.49"
K = 791
600.00' V.C.
K = 534
500.00' V.C.
K = 1500
400.00' V.C.
SSD = 1193'
K = 588
800.00' V.C.
PT. 691+43.56
EQUATION:
BK 69163.16 =
AH 69167.95
VPI +50.00 EL. 991.01
VPT +50.00 EL. 992.33
VPC +95.21 EL. 992.53
VPI +00.00 EL. 994.29
VPC +00.00 EL. 990.61
VPI +50.00 EL. 988.31
VPT +00.00 EL. 988.36
VPC +00.00 EL. 988.40
VPI +00.00 EL. 988.51
VPT +00.00 EL. 989.08
-0.32%
+0.44%
+0.44%
-0.92%
-0.92%
+0.02%
+0.02%
+0.28%
685
690
695
700
705
710

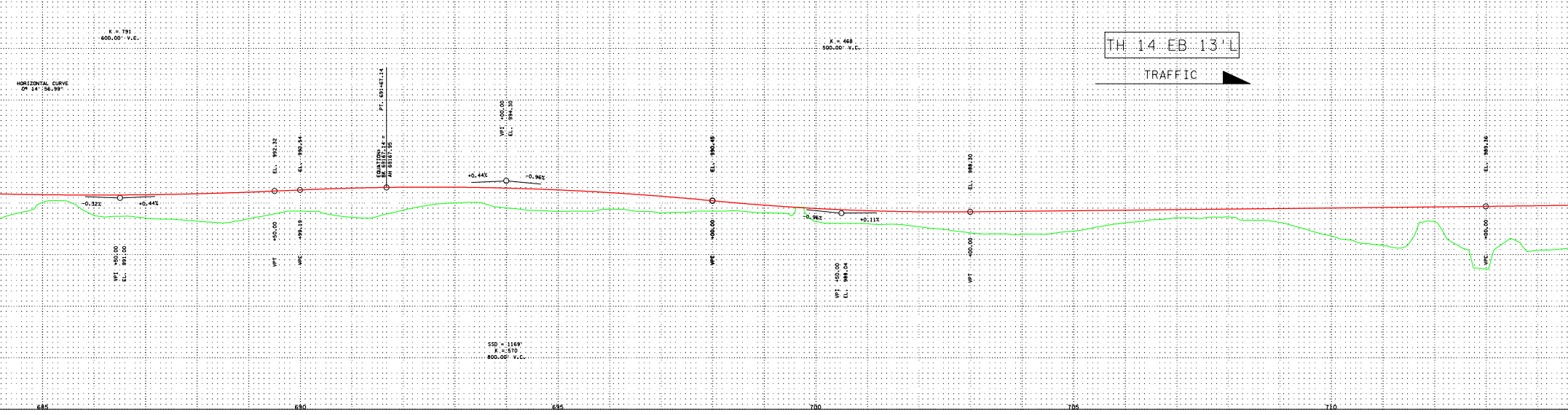
TH 14 EB 13'L
TRAFFIC
HORIZONTAL CURVE
0° 14' 56.99"
K = 791
600.00' V.C.
K = 468
500.00' V.C.
SSD = 1169'
K = 570
800.00' V.C.
PT. 691+67.14
EQUATION:
BK 69167.14 =
AH 69167.95
VPI +50.00 EL. 891.00
VPT +50.00 EL. 992.32
VPC +99.19 EL. 992.54
VPI +00.00 EL. 994.30
VPC +00.00 EL. 990.48
VPI +50.00 EL. 988.04
VPT +00.00 EL. 988.30
VPC +00.00 EL. 989.36
-0.32%
+0.44%
+0.44%
-0.96%
-0.96%
+0.11%
685
690
695
700
705
710

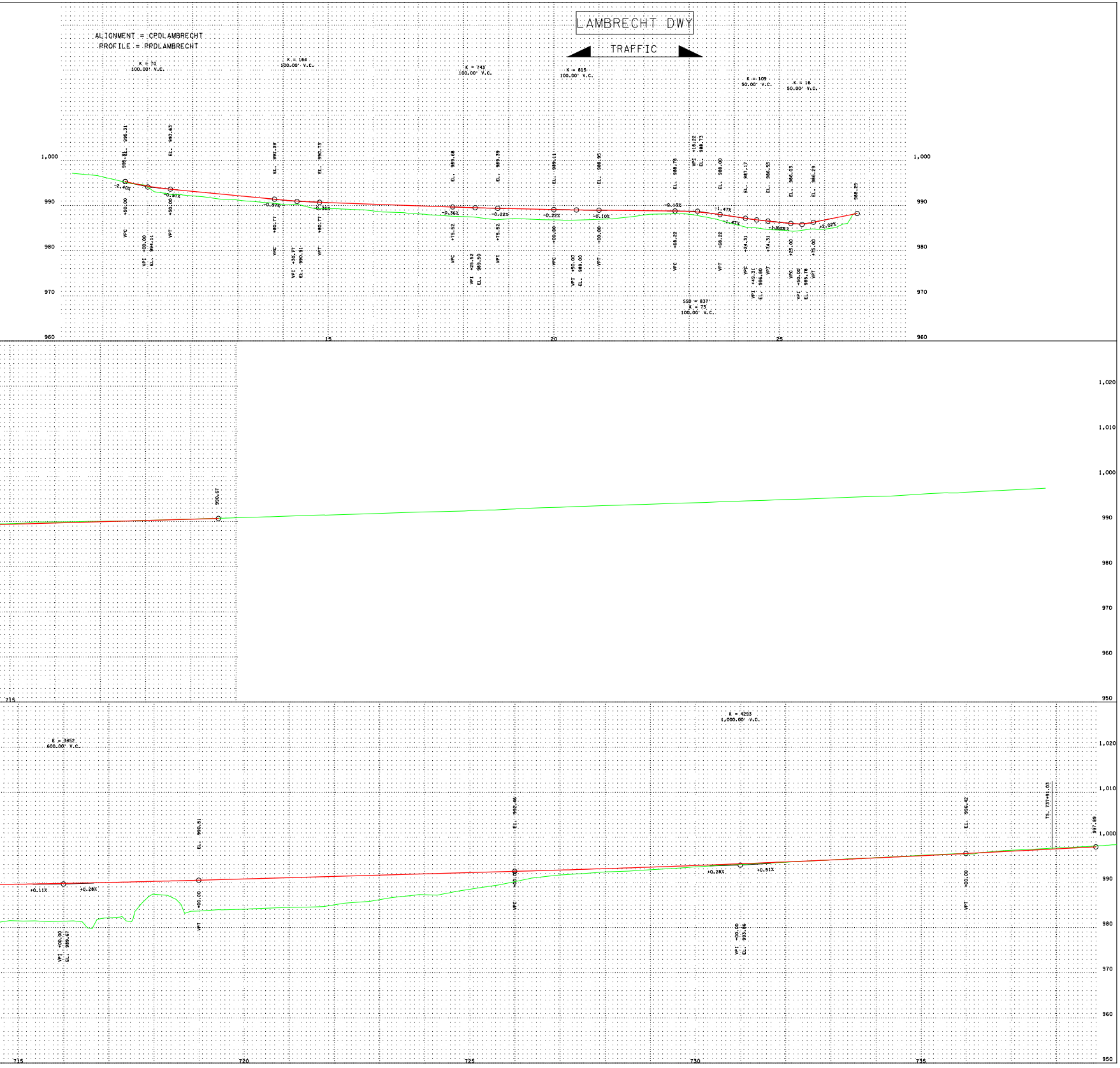
LAMBRECHT DWY
TRAFFIC
ALIGNMENT = CPDLAMBRECHT
PROFILE = PPDLAMBRECHT
K = 70
100.00' V.C.
K = 164
100.00' V.C.
K = 743'
100.00' V.C.
K = 815
100.00' V.C.
K = 109
50.00' V.C.
K = 16
50.00' V.C.
SSD = 837'
K = 73
100.00' V.C.
VPC +50.00 EL. 995.31
VPI +00.00 EL. 994.11
VPT +50.00 EL. 993.63
VPC +80.77 EL. 991.39
VPI +30.77 EL. 990.91
VPT +80.77 EL. 990.73
VPC +75.52 EL. 989.68
VPI +25.52 EL. 989.50
VPT +75.52 EL. 989.39
VPC +00.00 EL. 989.11
VPI +50.00 EL. 989.00
VPT +00.00 EL. 988.95
VPC +68.22 EL. 988.78
VPI +18.22 EL. 988.73
VPT +68.22 EL. 988.00
VPC +24.31 EL. 987.17
VPI +49.31 EL. 986.80
VPT +74.31 EL. 986.55
VPC +25.00 EL. 986.03
VPI +50.00 EL. 985.78
VPT +75.00 EL. 986.29
988.25
-2.40%
-0.97%
-0.97%
-0.36%
-0.36%
-0.22%
-0.22%
-0.10%
-0.10%
-1.47%
-1.47%
-1.00%
+2.02%
1,000
990
980
970
960
15
20
25
990.67
1,020
1,010
1,000
990
980
970
960
950
715
K = 3452
600.00' V.C.
K = 4293
1,000.00' V.C.
VPI +00.00 EL. 989.67
VPT +00.00 EL. 990.51
VPC +00.00 EL. 992.46
VPI +00.00 EL. 993.66
VPT +00.00 EL. 996.42
TS. 737+91.03
997.69
+0.11%
+0.28%
+0.28%
+0.51%
1,020
1,010
1,000
990
980
970
960
950
715
720
725
730
735