



Minnesota's Lake Superior Terminals

March 2014

Ports and Waterways Section



Honor James L. Oberstar

We all have a stake in **A**  **B**



Foreword

The Ports and Waterways Section of the Minnesota Department of Transportation has prepared this terminal directory to provide information about Minnesota's Lake Superior terminals.

This directory includes information on the 31 terminals in Duluth–Superior, Two Harbors, Silver Bay, and Taconite Harbor. Information on Superior, Wisconsin terminals is included because Duluth and Superior share one harbor. Terminals are arranged in the directory by location in each harbor, beginning with those in Duluth proceeding to Superior and then moving north along Minnesota's North Shore to Two Harbors, Silver Bay, and Taconite Harbor. The index presents a geographical listing of the terminals. Information for each terminal includes cargo handled, pier length, depth along dock, storage, equipment, rail–truck access, and the name of a contact person.

Information included in this directory was obtained from terminal operators and the Duluth Seaway Port Authority. The photographs of the terminals in Two Harbors, Silver Bay, and Taconite Harbor were obtained from the Canal Park Marine Museum in Duluth. The cover photo was taken by Diane Hilden/ Courtesy Duluth Seaway Port Authority.



Dick Lambert
Ports and Waterways Section
Phone: (651) 366-3683
Fax: (651) 366-3721
Email: dick.lambert@state.mn.us

Duluth / Superior Harbor Lake Superior



DULUTH TERMINALS

1	North American Salt Co.
2	General Mills Elevator A
3	Duluth Storage (South)
4	Duluth Storage (North)
5	Duluth Lake Port
6	Azcon Metals
7	Northland Pier
8	Arthur M. Clure Public Marine Terminal – Garfield Docks C & D
9	Arthur M. Clure Public Marine Terminal Berths 1 & 2
10	Terminal Berth 3 – Calumet Duluth Marine Terminal
11	Arthur M. Clure Public Marine Terminal Berth 4
12	Arthur M. Clure Public Marine Terminal Berths 5 & 6
13	Holcim U.S. Inc.
14	CN Railway Ore Dock 5
15	CN Railway Ore Dock 6
16	Hallett Dock No. 5
17	C. Reiss Coal Co. Duluth Dock.

SUPERIOR TERMINALS

19	Hallett Dock 8
20	Midwest Energy Resources Co., Superior Midwest Energy Terminal
21	General Mills Superior-Elevators 54X
22	CHS No. 1 and Gallery
23	CHS No. 2
24	Connors Point Properties
25	Gavilon Grain LLC
26	Graymont (Wj) LLC
27	LaFarge North America
28	Hansen-Mueller-Superior
29	Burlington Northern Santa Fe Ore Dock No. 5

Table of Contents

Duluth Terminals

North American Salt Co. (Cutler)Dock	1
General Mills Elevator A	2
Duluth Storage (South) (Receiving Dock)	3
Duluth Storage (North)	4
Duluth Lake Port LLC	5
Azcon Metals	6
Northland Pier	7
Arthur M. Clure Public Marine Terminal – Garfield Docks C & D	8
Arthur M. Clure Public Marine Terminal Berths 1 & 2 (Operated by Lake Superior Warehousing Co., Inc.)	9
Terminal Berth 3 Calumet Duluth Marine Terminal	10
Arthur M. Clure Public Marine Terminal Berth 4 (Operated by Lake Superior Warehousing Co., Inc.)	11
Arthur M. Clure Public Marine Terminal Berths 5 & 6 (Operated by Lake Superior Warehousing Co., Inc.)	12
Holcim U.S. Inc.	13
CN Railway Ore Dock 5	14
CN Railway Ore Dock 6	15
Hallett Dock No. 5	16
C. Reiss Coal Co. Duluth Dock	17

Superior Terminals

Hallett Dock 8	19
Midwest Energy Resources Co. (Superior Midwest Energy Terminal)	20
Great Northern Elevator S (leased by General Mills)	21
CHS No. 1 and Gallery	22
CHS No. 2	23
Connors Point Properties	24
Gavilon Grain, LLC	25
Graymont (Wi) LLC.	26
LaFarge North America	27
Hansen-Mueller-Superior, WI. Elevator	28
BNSF Taconite Facility, Ore Dock No. 5	29

Two Harbors Terminals

DMIR Railway Dock No. 2	31
DMIR Railway Dock No. 1	32

Silver Bay Terminals

Northshore Mining Company	34
---------------------------------	----

Taconite Harbor Terminals

Cliff's Erie LLC. & Minnesota Power	36
---	----

2011 DIRECTORY OF PORT SERVICES	37
--	-----------



Duluth Terminals



North American Salt Company

(Formerly -Cutler-Maguer Co.)

Cargo Handled Solar salt, granulated salt and rock salt

Pier Length 1,000 feet

Depth Along Dock 24 feet

Truck Access Private road from Railroad St.

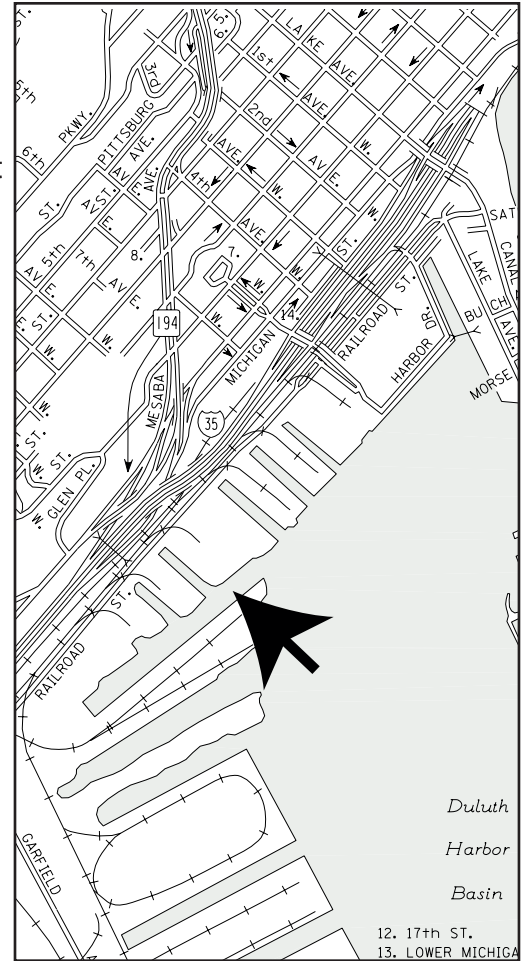
Rail Access BNSF

Capacity 300,000 ton (short)

Equipment Front-end loaders, fork lifts

Truck Access Private road from railroad street

Contact Mark Laliberte
Plant Manager
LaLibertem@compassminerals.com
www.compassminerals.com



Mailing Address North American Salt Co.
1120 West Railroad St.
Duluth, MN 55802

Telephone (218) 740-5137
(218) 740-5132 (plant)

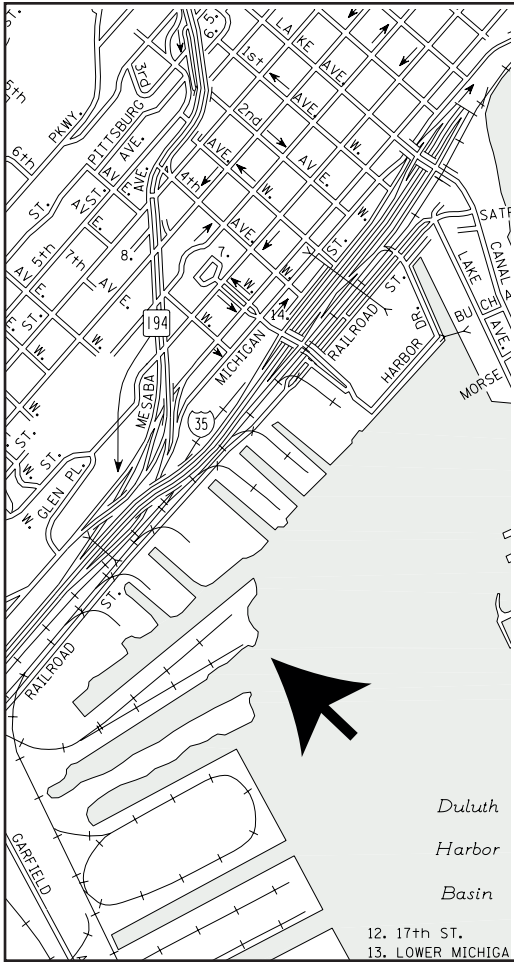
Fax Number (218) 722-2667

Dock Location 1100 W. Railroad St.,
Duluth, MN 55802

Web www.compassminerals.com
www.hasalt.com



General Mills Elevator A


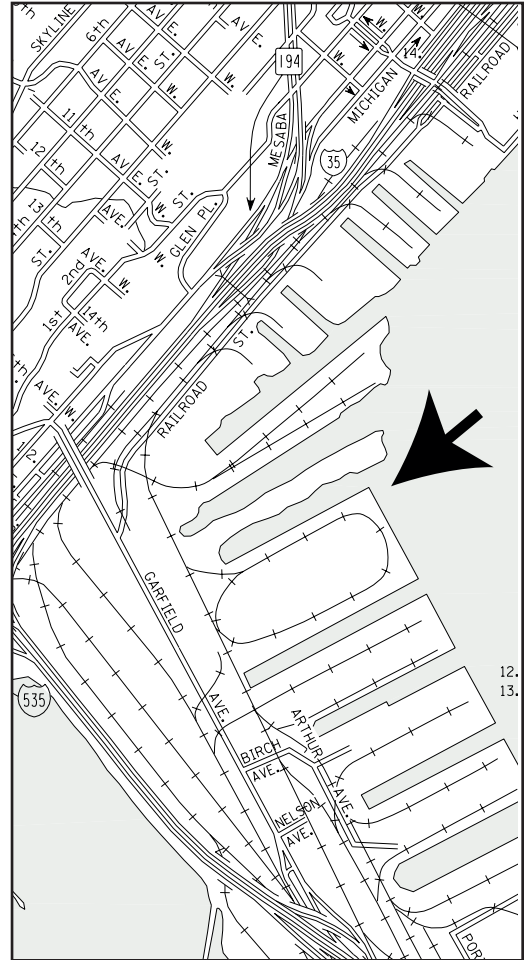


Cargo Handled	Grain
Pier Length	1,900 feet
Depth Along Dock	28 feet
Truck Access	Private driveway from Garfield Ave.
Rail Access	BNSF
Storage Inside	3.5 million bushels 25,000 tons in bagging plant
Equipment	1- 26 inch diameter loading spout, 1- 16 inch diameter backup loading spout
Contact	Andy Waldbillig andrew.waldbillig@genmills.com
Mailing Address	General Mills Operations, Inc. 200 Garfield Avenue Duluth, MN 55802-2627
Telephone	Duluth (218) 722-7759 Superior (715) 392-4462
Fax Number	(218) 727-7956

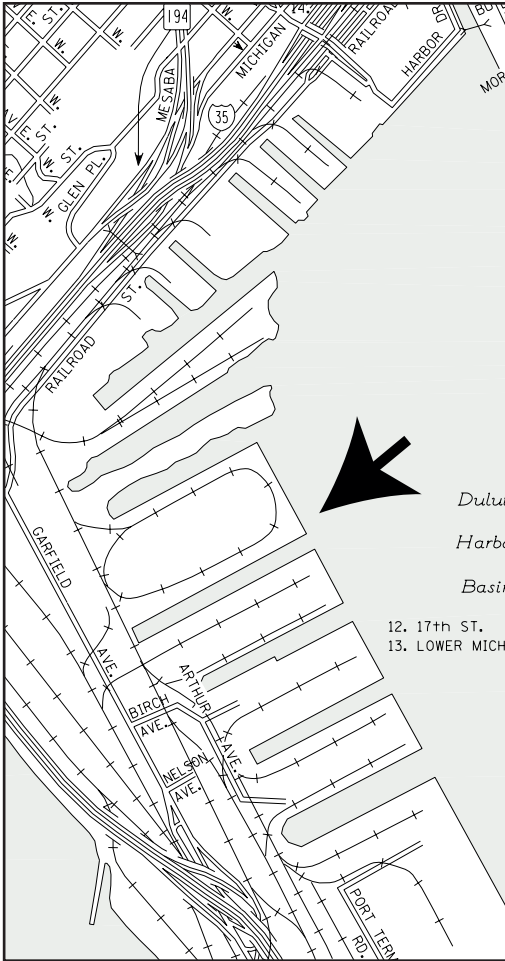


Duluth Storage, Grain (South) (Receiving Dock) (Riverland Ag. Corp.)

Cargo Handled	Grain
Pier Length	1,560 feet
Depth Along Dock	27 feet
Truck Access	Private road from Garfield Ave.
Rail Access	CP
Storage Inside	2,340,000 bushels
Equipment	Receiving hopper capacity = 40,000 BU/HR
Contact	Treminal Manager Gary Pearson
Mailing Address	Duluth Storage 250 Garfield Avenue Duluth, MN 55802-2627
Telephone	(218) 727-7219 (elevator B)
Fax	(218) 727-8718
E-mail	gpearson@ riverlandag.com



Duluth Storage, Grain (North) (Riverland Ag. Corp.)



Cargo Handled	Grain
Pier Length	1,700 feet (north pier)
Depth Along Dock	28 feet
Truck Access	Private road from Garfield Ave.
Rail Access	CP
Storage Inside	12,000,000 bushels in silos, 2 bulk commodity buildings
Equipment	Two Peco Gantry loaders
Contact	Treminal Manager Gary Pearson
E-mail	gpearson@riverlandag.com
Mailing Address	Duluth Storage 250 Garfield Avenue Duluth, MN 55802-2627
Telephone	(218) 727-7219
Fax	(218) 727-8718

Duluth Lake Port, (Grain) (Riverland Ag. Corp.)

Cargo Handled Grain

Pier Length 930 feet

Depth Along Dock 27 feet

Truck Access Helberg Dr. from Garfield Ave.

Rail Access BNSF & CP

Storage Inside 4,189,000 bushels

Equipment 1 buhler ship loader

Contact Brian Keup
Facility Manager
bkeup@riverlandag.com

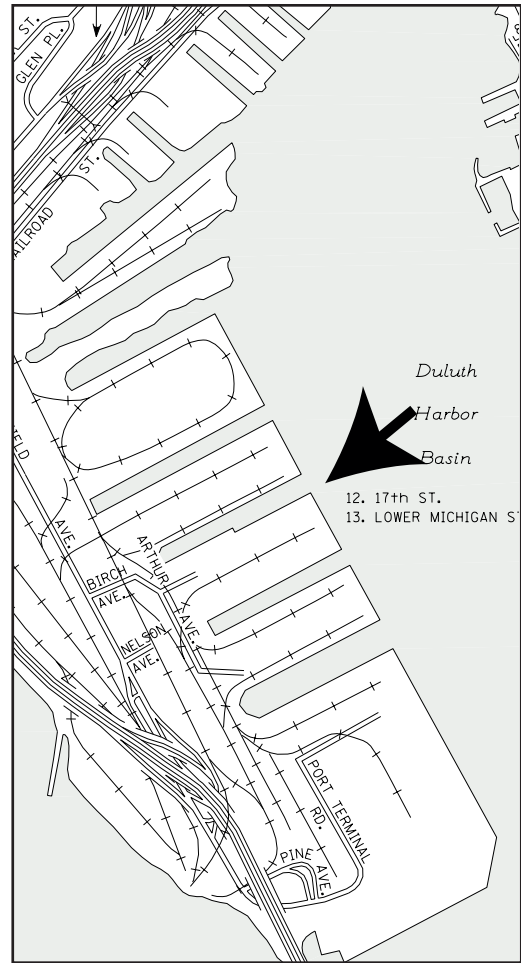
Mailing Address Duluth Lake Port
602 Helberg Dr.
Duluth, MN 55802-2602

Telephone (218) 722-0538
(218) 722-6506
(elevator)

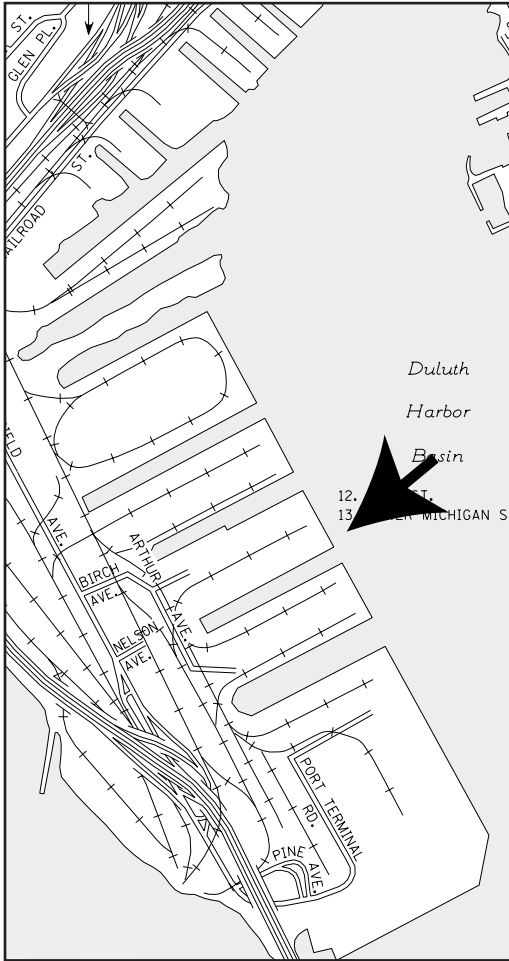
Fax Number (218) 722-0076

Elevator Number (218) 722-6506

Web www.ceresglobalag.com



Azcon Metals



Cargo Handled Scrap iron and metals

Pier Length 1,586 feet

Depth Along Dock 26 feet

Truck Access Garfield Ave. to Helberg Drive

Rail Access BNSF & CP

Storage Outside 20 acres

Equipment 3 - 40 ton locomotive cranes, 1- 30 ton crane

Contact Lynn Bergstedt
General Manager
Lynn@azcon.net

Mailing Address Azcon Metals
630 Helberg Dr.
Duluth, MN 55802

Telephone (218) 722-7703
Dock
(218) 722-4001

Fax (218) 727-7160

Web www.azcon.net

Northland Pier Northland Constructors

Cargo Handled Asphalt, concrete, class 5
 & limestone

Pier Length 1950 feet

Depth Along Dock 27 feet

Truck Access Helberg Dr. off Garfield Ave.

Rail Access CP & BNSF

Storage Outside 35 acres

Equipment (Ships self-unload)

Contact Jim Holmgren (Pres.)
 jimh@northlandcompanies.com

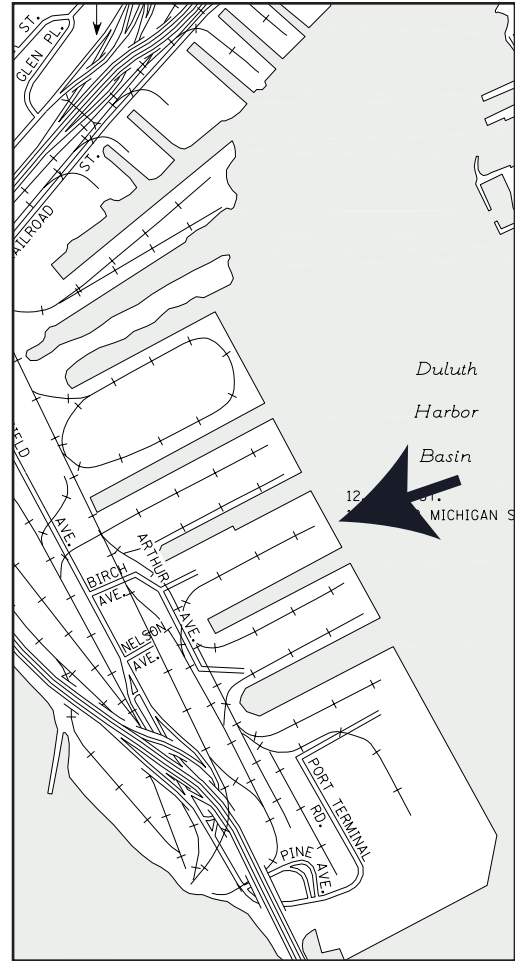
Mailing Address Northland Group of Companies
 1420 London Rd
 Duluth, MN 55805

Northland Constructors
4843 Rice Lake Rd
Duluth, MN 55803

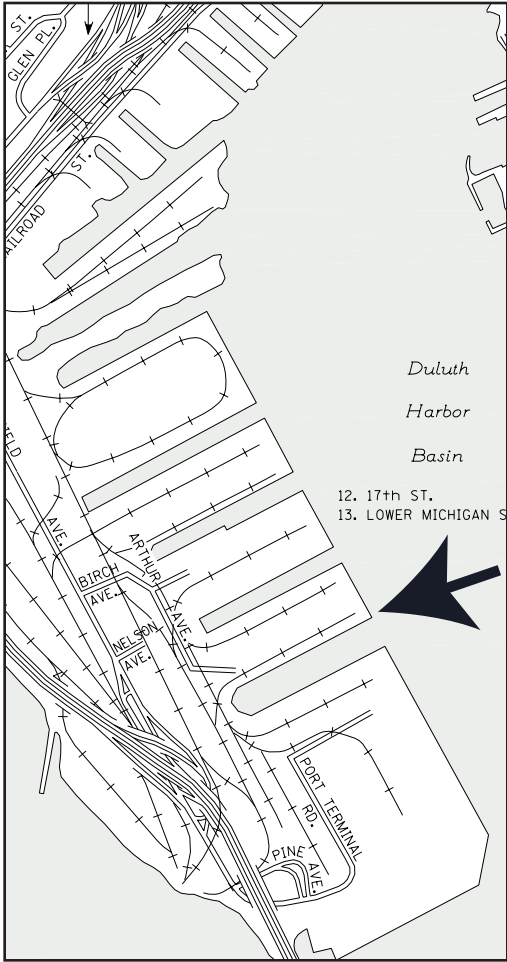
Telephone (218) 722-8170
 Plant
 (218) 722-0995

Fax Number (218) 722-4560

Web www.northlandconstructors.com



Arthur M. Clure Public Marine Terminal – Garfield Docks C & D



Cargo Handled	To be developed
Pier Length	Dock C = 1,200 feet Dock D = 1,000 feet
Depth Along Dock	30 feet
Truck Access	Garfield Ave. to Port Terminal/Helberg Dr.
Rail Access	CP & BNSF
Storage Outside	28 acres
Equipment	
Contact	Jeff Borling Industrial Development Dir. jborling@ duluthport.com
Mailing Address	Duluth Seaway Port Authority 1200 Port Terminal Dr. Duluth, MN 55802
Telephone	(218) 727-8525
Fax	(218) 727-6888
Web	www.duluthport.com

Arthur M. Clure Public Marine Terminal Berths 1 & 2 (Operated by Lake Superior Warehousing Co., Inc.)

Cargo Handled General cargo, heavy lift cargo, finished steel, forest products, wind turbine generator components

Pier Length 1,620 feet

Depth Along Dock 30 feet

Truck Access Garfield Ave. to Port Terminal Drive & Helberg Dr.

Rail Access CP Switch – open to all railroads serving Duluth/Superior

Storage Outside 20 Acres
Plus added space for project cargoes

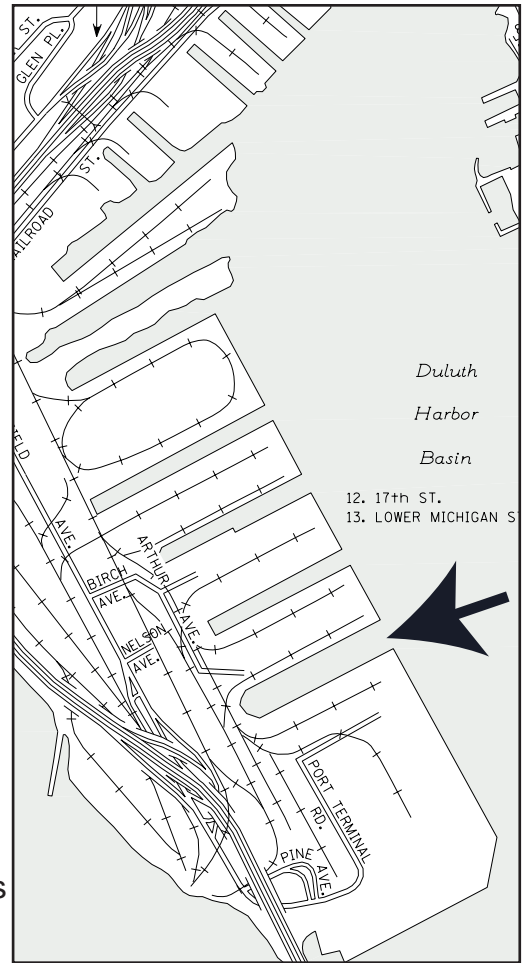
Inside 360,000 square feet
11,000 square feet in foreign trade zone

Equipment 2 electric, traveling, revolving, full-portal, Gantry cranes (each at 81 metric ton cap.) with hooks or magnets which can operate in tandem at 120 metric ton cap., 28 forklifts with 55,000 lb. cap., MAC heavy lift flatbed semi, 120 ton lifting beam, 120 ton spreader beam, 150 ton swivel, & mobile cranes available upon request.


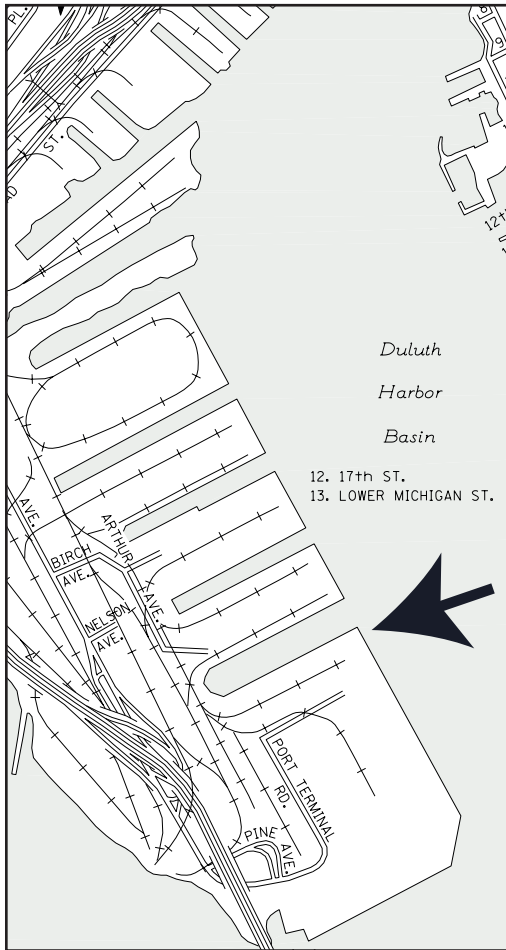
Contact Jonathan Lamb, V.P. and General Manager
Jonathan.Lamb@iswci.com
Denise McDougall, Warehouse Coordinator
Denise.McDougall@iswci.com

Mailing Address Lake Superior Warehousing Co., Inc.
1210 Port Terminal Dr.
Duluth, MN 55802

Telephone (218) 727-6646
Fax (218) 727-6649
Web www.iswci.com



Calumet Duluth Marine Terminal Terminal Berth 3 (Fuel Facility)



Cargo Handled	Fuel and waste oil services facility
Pier Length	1,200 feet
Depth Along Dock	30 feet
Truck Access	Port Terminal Drive
Rail Access	CP
Storage	Fuel = 560,000 gallons
Equipment	#6 oil = 6 inch @ 1200 gpm & assorted blends, #2 Diesel = 2-4 inch line @ 1200 gpm.
Contact	Rodney Graham Lead Operator rodney.graham@clmt.com
Mailing Address	Calumet Superior, LLC 1400 Port Terminal Dr. P.O. Box 16171 Duluth, MN 55816
Telephone	(218) 727-8430
Fax	(218) 727-8598
Web	www.calumet speciality.com

Arthur M. Clure Public Marine Terminal Berth 4 (Operated by Lake Superior Warehousing Co., Inc.)

Cargo Handled General cargo, forest products,
wind turbine generator
components

Pier Length 1,000 feet

Depth Along Dock 30 feet

Truck Access Port Terminal Drive and
Helberg Dr.

Rail Access CP switch – open to all rail
roads serving
Duluth/Superior

Storage Inside 350,000 square feet
Outside 300,000 square feet on
asphalt plus added space
for project cargoes

Equipment 28 forklifts with capacity
to 55,000 lbs.

Contact Jonathan Lamb, V.P. and
General Manager
Jonathan.Lamb@lswci.com
Denise McDougall,
Whse. Coordinator
Denise.McDougall@lswci.com

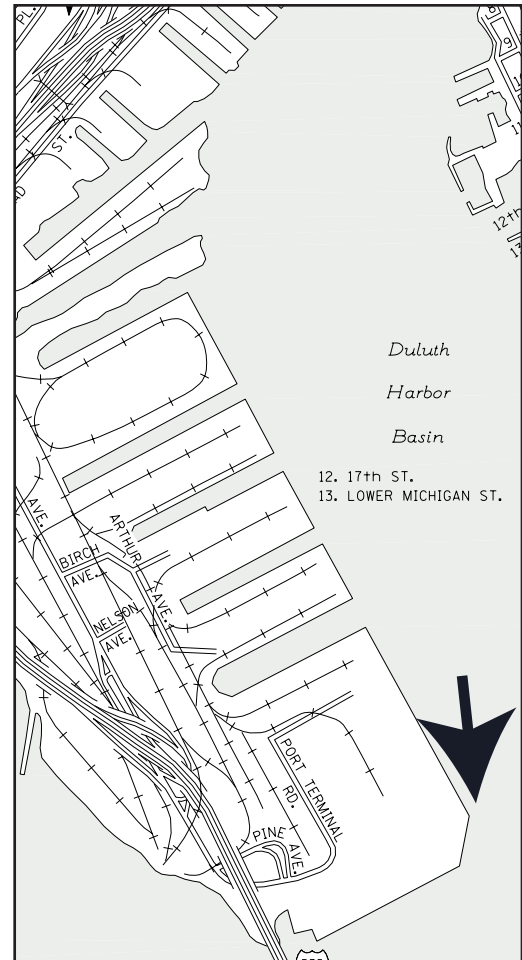
Mailing Address Lake Superior
Warehousing , Inc.
1210 Port Terminal Dr.
Duluth, MN 55802

Telephone (218) 727-6646

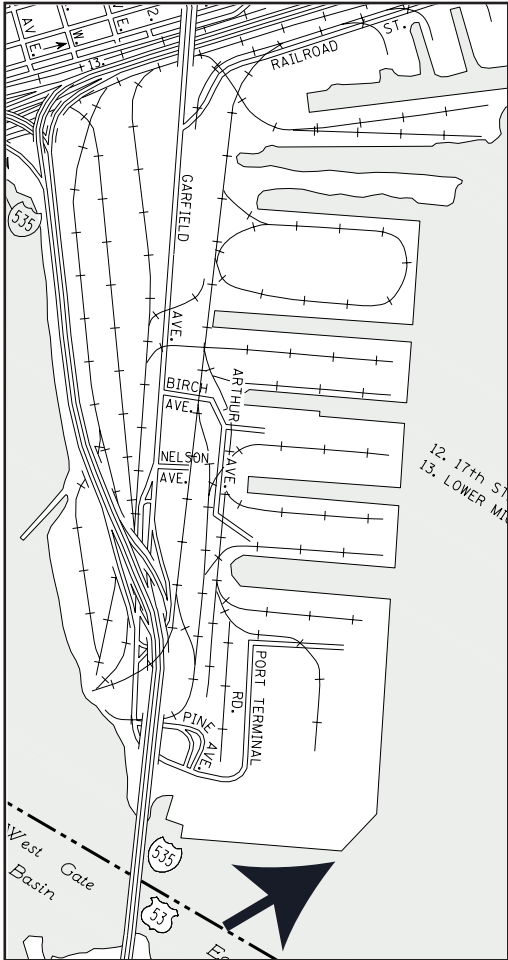
Fax (218) 727-6649

Web www.lswci.com

E-mail admin@lswci.com



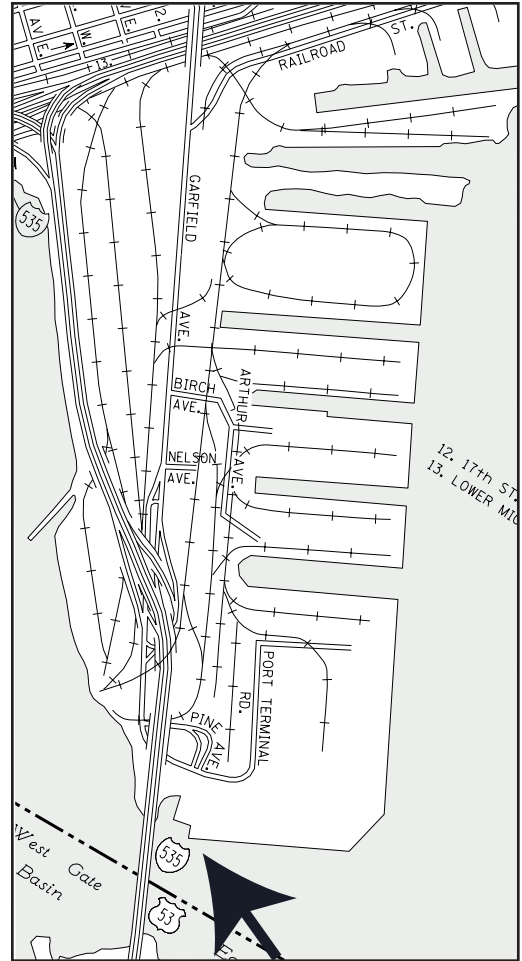
Arthur M. Clure Public Marine Terminal Berths 5 & 6 (Operated by Lake Superior Warehousing Co., Inc.)



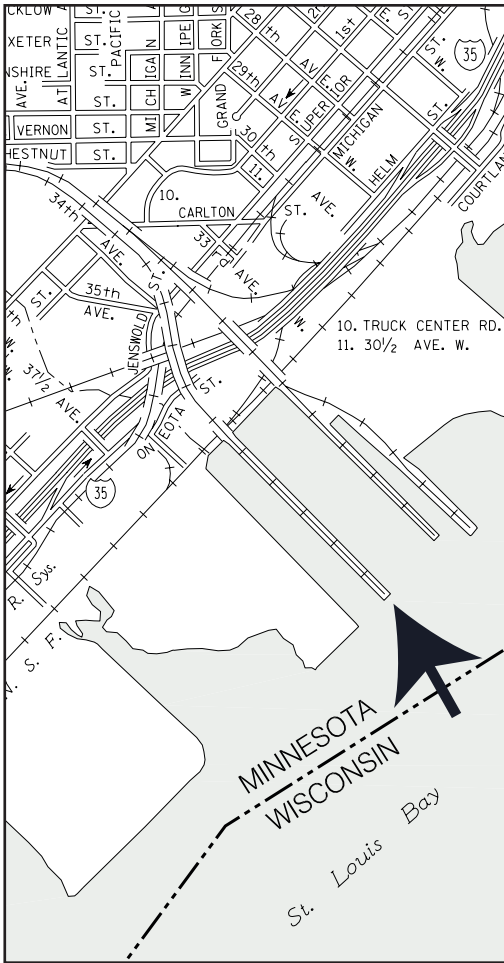
Cargo Handled	General cargo, forest products, wind turbine generator components
Pier Length	550 feet (Berth 5) and 696 feet (Berth 6)
Depth Along Dock	30 feet
Truck Access	Port Terminal Drive
Rail Access	CP switch – open to all railroads serving Duluth/Superior
Storage Inside	None
Equipment	28 Forklifts with capacity to 55,000 lbs.
Contact	Jonathan Lamb, V.P. and General Manager Jonathan.Lamb@lswci.com Denise McDougall, Whse. Coordinator Denise.McDougall@lswci.com
Mailing Address	Lake Superior Warehousing Co., Inc. 1210 Port Terminal Dr. Duluth, MN 55802
Telephone	(218) 727-6646
Fax	(218) 727-6649
Web	www.lswci.com
E-mail	admin@lswci.com

Holcim U.S. Inc. (Formerly St. Lawrence Cement)

Cargo Handled	Cement
Pier Length	839 feet
Depth Along Dock	27 feet
Truck Access	Port Terminal Drive
Rail Access	CP, CN, UP, and BNSF
Storage Inside	43,000 short tons
Equipment	Vertical screw conveyor
Contact	Dave Sobczak, Terminal Manager
E-mail	Dave.Sobczak@holcim.com
Mailing Address	Holcim U.S. Inc. 1100 Port Terminal Drive Duluth, MN 55802-2619
Telephone	(218) 726-1371
Fax	(218) 726-0067
Web	www.holcim.com/us



CN Duluth Ore Dock 5


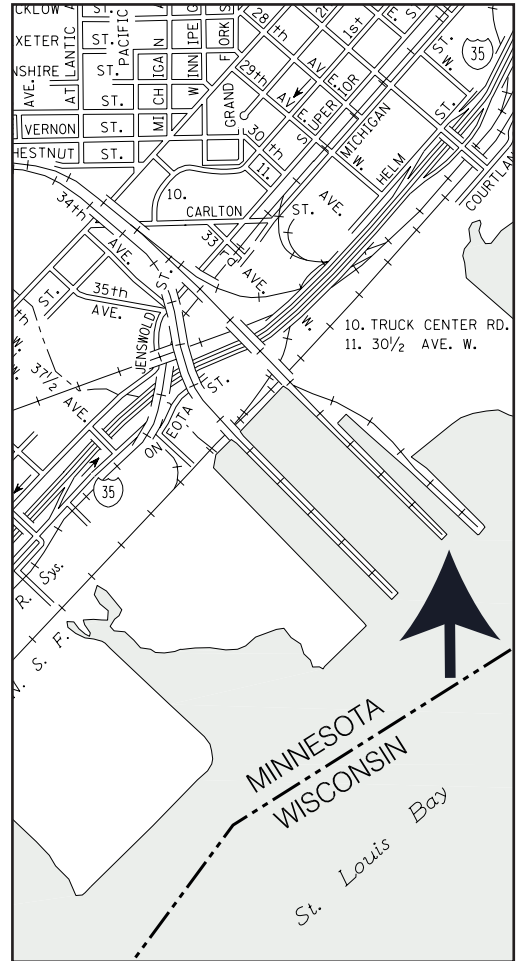


Cargo Handled	Inactive
Pier Length	Both sides are 2,416 feet
Depth Along Dock	25 feet
Truck Access	Private Driveway from Oneota St.
Rail Access	CN
Storage Pockets	384 pockets, each with a 300 long ton capacity
Equipment	
Contact	Mark Erickson Port Manager
Mailing Address	CN Railway 212 S. 37th Ave. W. Duluth, MN 55807
Telephone	(218) 628-4690
Fax	(218) 628-4680



CN Duluth Ore Dock 6

Cargo Handled	Natural iron ore and iron ore pellets, coal, limestone
Pier Length	1,090 feet – east side, 1,348 feet – west side
Depth Along Dock	28 feet
Truck Access	Private driveway from Oneota St.
Rail Access	CN
Storage Outside	68,000 ton dock; 3.0 million ton storage on ground, 2.6 million ton pellet storage facility
Equipment	48 inch reclaim conveyor from storage area, 3 reclaimers in storage area, 20 shuttle shiploader conveyor system
Contact	Mark Erickson Port Manager
E-mail	Mark.Erickson@ cn.ca.com
Mailing Address	CN Supply Chain Solutions Bulk Materials Services-Duluth 212 S. 37th Ave. W. Duluth, MN 55807
Telephone	(218) 628-4690
Fax	(218) 628-4680



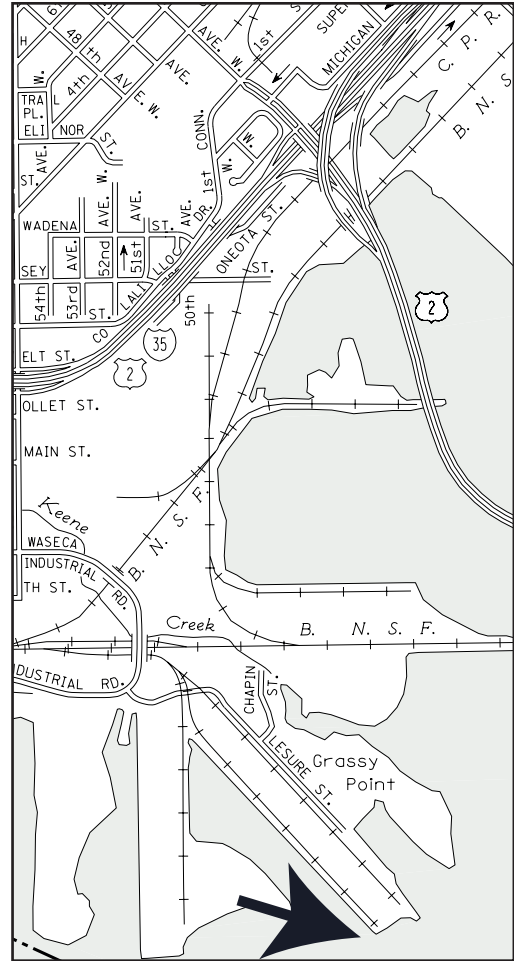
Hallett Dock No. 5



Cargo Handled	Bulk material
Pier Length	2,300 feet paved 2,000 feet back dock
Depth Along Dock	23-28 feet
Truck Access	37th Ave. West and Oneota St.
Rail Access	BNSF, CN
Storage Inside	Storage building with 20,000 ton capacity
Outside	Paved 800,000 ton area
Equipment	front-end loaders, each with 8 cubic yard capacities, 2 stationary stone screening plants with stackers, truck scale, elevated truck loading hoppers, 2 - 120 foot long stacking conveyors & 2 mobile stacking conveyor, railcar dump, locomotives
Contact	Mike McCoshen President/COO
E-mail	jmmccoshen@ hallettdock.com
Mailing Address	Hallett Dock Co. P.O. Box 16447 Duluth, MN 55816-0447
Telephone	(218) 628-2281 (800) 637-4497
Fax	(218) 628-2284
E-mail	info@hallettdock.com

C. Reiss Terminal

Cargo Handled	Coal, limestone, petroleum coke
Pier Length	2,854 feet
Depth Along Dock	22 feet
Truck Access	Private driveway from Waseca Industrial Blvd.
Rail Access	BNSF
Storage Outside	800,000 ton capacity open area
Equipment	4 front-end loaders, rail & truck scales, 2 screening plants, 100 foot conveyor, 80 foot conveyor, 60 foot conveyor, 50 foot conveyor
Contact	Michelle Joki Office Supervisor
E-mail	JokiM@kochino.com
Mailing Address	C. Reiss Terminal 50th Ave. & Lesure P.O. Box 16718 Duluth, MN 55816-0718
Telephone	(218) 628-2371
Fax	(218) 628-2372



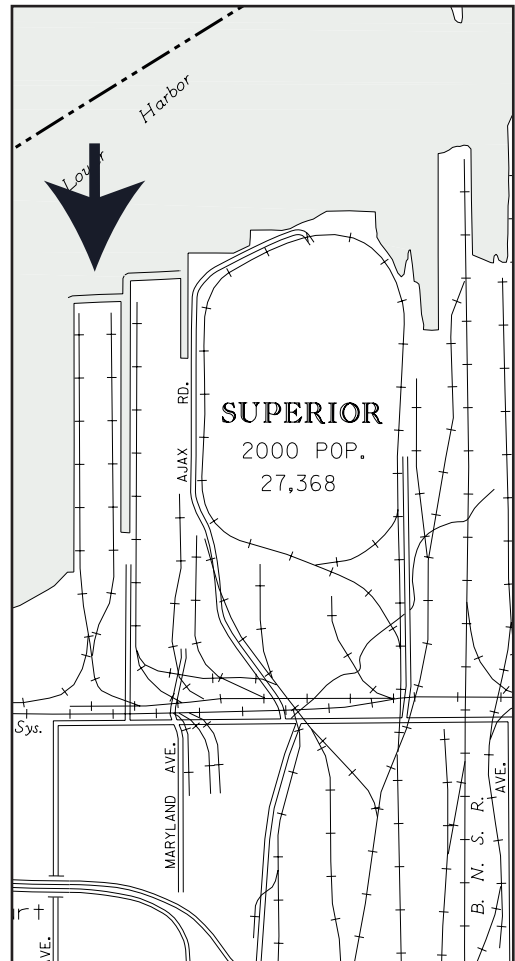


Superior Terminals

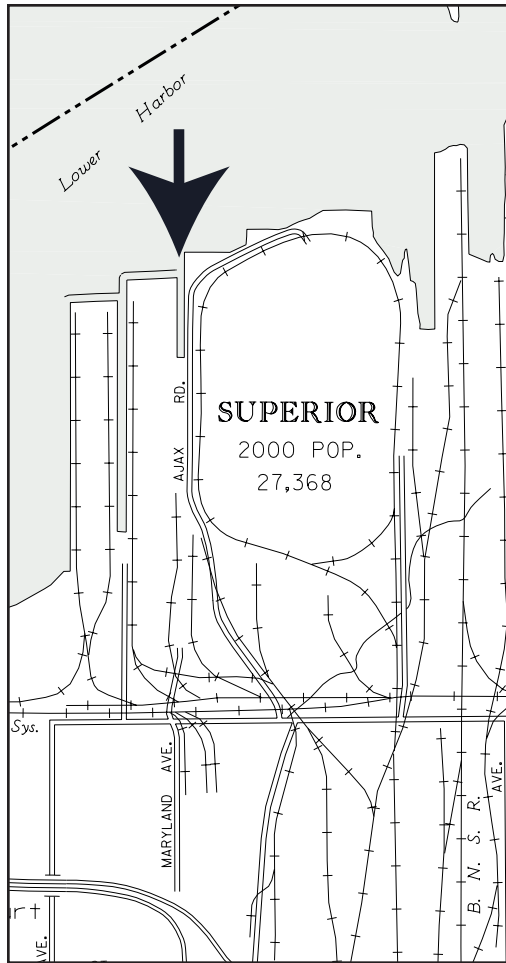


Hallett Dock 8, Superior

Cargo Handled	Bulk materials
Pier Length	2,300 feet
Depth Along Dock	25–28 feet
Truck Access	Private driveway from Winter St.
Rail Access	BNSF (reciprocal with CP, CN & UP)
Storage Outside	Paved 800,000 ton area
Storage Inside	2.1 million gallon liquid tank
Equipment	8 yard front-end loaders, conveyors, screening plants
Contact	Mike McCoshen President/COO
E-mail	jmmccoshen@hallettdock.com
Mailing Address	Hallett Dock Co. P.O. Box 6447 Duluth, MN 55816-0447
Telephone	(218) 628-2281 (800) 637-4497
Fax	(218) 628-2284
E-mail	info@hallettdock.com
Web	www.hallettdock.com



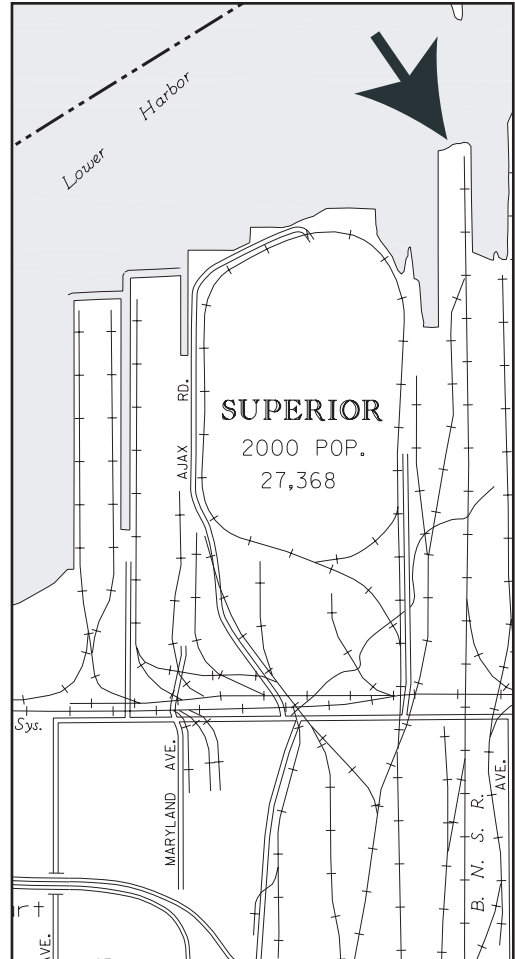
Midwest Energy Resources Co. Superior Midwest Energy Terminal



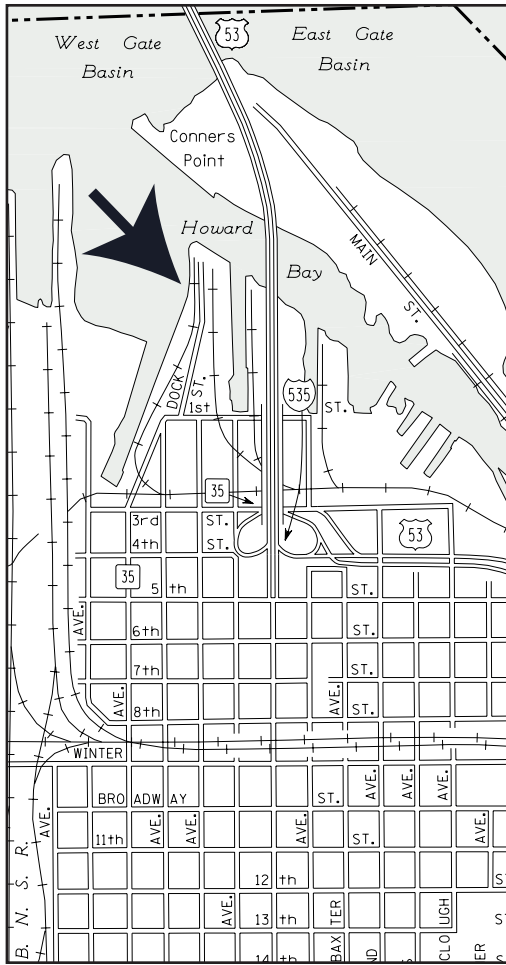
Cargo Handled	Western coal (net tons)
Pier Length	1,200 feet
Depth Along Dock	28 feet truck access private driveway from Winter St.
Rail Access	BNSF & UP
Storage Outside	5,000,000 tons
Equipment	Railroad car positioner and dumper 60 inch conveyor belt, 96 inch conveyor belt traveling shiploader, 9 rotary plow feeder reclaimers
Contact	Fred Shusterich, President Marshall Elder, Director, Terminal Operations
E-mail	fshusterich@mid westenergy.com melder@mid westenergy.com
Mailing Address	MERC P.O. Box 787 2400 W. Winter St. Superior, WI 54880
Location	West Winter St. and Ajax Road
Telephone	(715) 392-9807
Fax	(715) 392-9137
Web	www.midwest energy.com

Superior Elevators S & X

Cargo Handled	Grain
Pier Length	1800 feet
Depth Along Dock	28 feet
Truck Access	Winter Street
Rail Access	BNSF
Storage Inside	12.7 million bushels
Equipment	3 vessel loading spouts, 4 rail car loading spouts, 2 truck dumps, 6 railcar dumps
Contact	Kevin LaFavor Facility Manager kevin.lafavor@ genmills.com
Mailing Address	General Mills Elevator S & X St. Louis Bay Superior, WI 54880
Telephone	Superior (715) 392-4462 Duluth (218) 722-7759
Fax	(218) 727-7956 (715) 392-6999



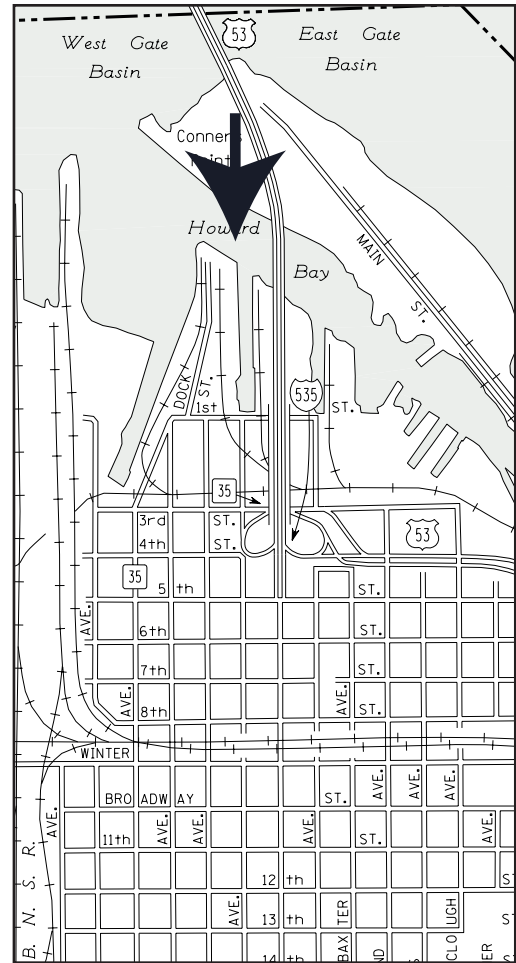
CHS No. 1 and Gallery



Cargo Handled	Grain
Pier Length	1,250 feet
Depth Along Dock	27 feet
Truck Access	Tower Avenue
Rail Access	BNSF
Storage Inside	8,000,000 bushels
Equipment	3 - 75 foot loading spouts, 5 - 100 foot loading spouts
Contact	Dick Carlson, Facility Manager richard.carlson@chsinc.com
Mailing Address	CHS Inc. 41 Dock St. Box 518 Superior, WI 54880
Telephone	(715) 392-4734
Fax	(715) 394-6926
Web	www.chsinc.com

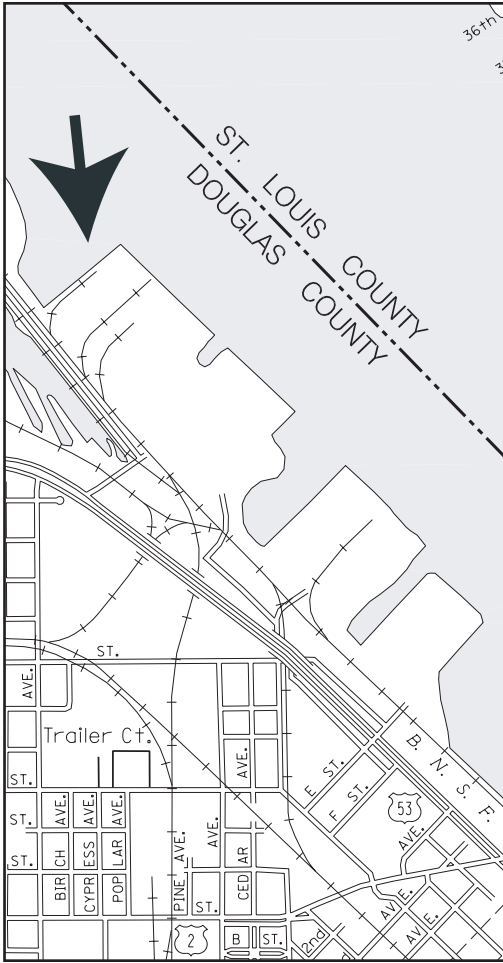
CHS No. 2

Cargo Handled	Grain
Pier Length	700 feet
Depth Along Dock	27 feet
Truck Access	Dock St. from First St.
Rail Access	BNSF
Storage Inside	10,000,000 bushels
Equipment	5 - 74 foot loading spouts
Contact	Dick Carlson, Facility Manager richard.carlson@chsinc.com
Mailing Address	CHS Inc. 41 Dock St. Box 518 Superior, WI 54880
Telephone	(715) 392-4734
Fax	(715) 394-6926
Web	www.chsinc.com



Not an Active Terminal in 2013

Connors Point Properties (Connors Point Pier)



E. M. Ford tied up at dock in 2013

Cargo Handled	Cold storage
Pier Length	1,500 feet
Depth Along Dock	28 feet
Truck Access	Main St. off of Hwy. 53
Rail Access	BNSF, UP, CP
Storage Inside	110,000 square foot shed 9 acres
Customer Use	Warehouse & Manufacturing
Equipment	Forklifts, front-end loaders
Contact	DJ Bergholm
E-mail	DJ@ConnorsPointStorage.com
Mailing Address	Connors Point Properties 259 Main Street P.O. Box 578 Superior, WI 54880
Telephone	(715) 392-6595
Fax	(715) 392-6595

Gavilon Grain LLC, (Grain) (Formerly Peavey Company - Connors Point)

Cargo Handled Grain

Pier Length 790 feet

Depth Along Dock 28 feet

Truck Access Main St. off Hwy 53
Rail Access BNSF

Storage Inside 8,000,000 bushels

Equipment 42 inch conveyor belt
 between the tanks
 and silos, also
 between storage and
 the gallery, gallery
 equipped with 6 - 20
 inch spouts

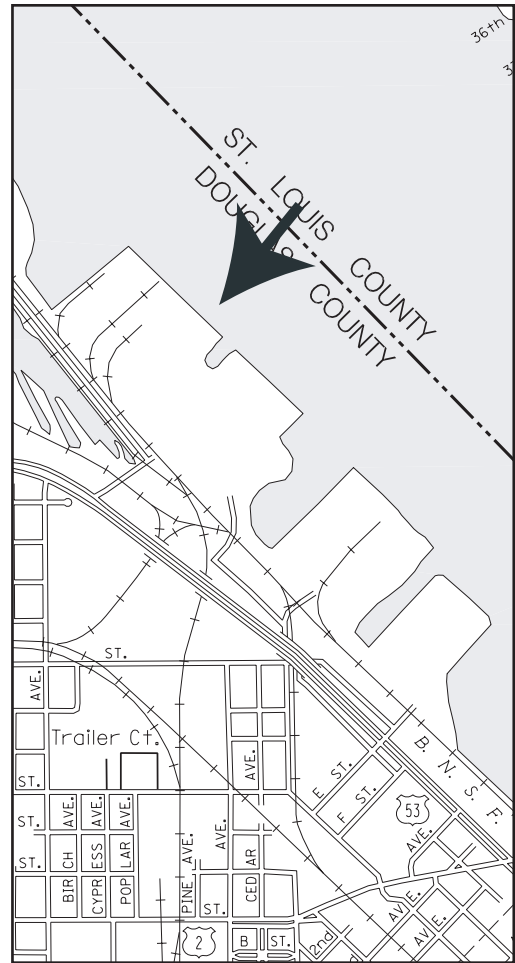
Contact Mick Sertich, Supt.
 mick.sertich@gavilon.com

Mailing Address Gavilon Grain LLC
 400 N. Main Street
 P.O. Box 937
 Superior, WI 54880

Telephone (715) 392-9853

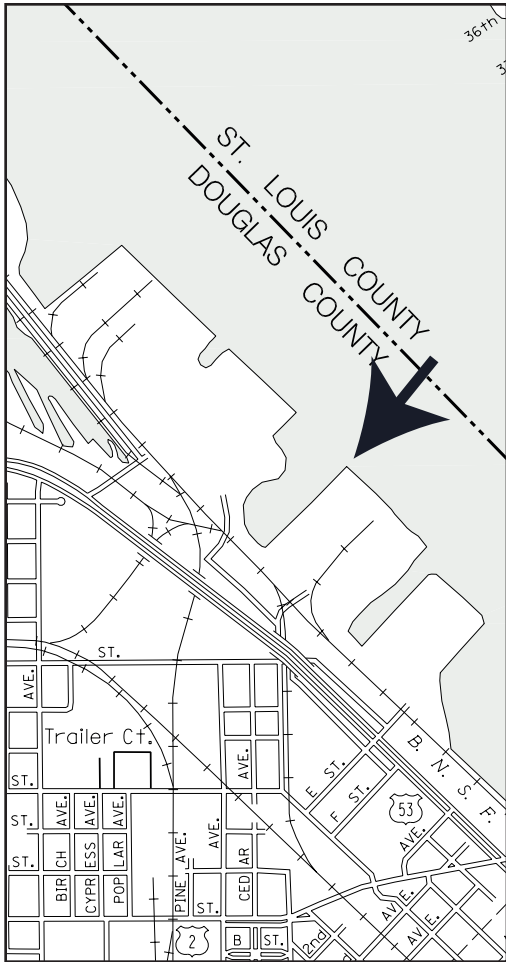
Fax (715) 392-9874

Web www.Gavilon.com



Graymont (Wi) LLC


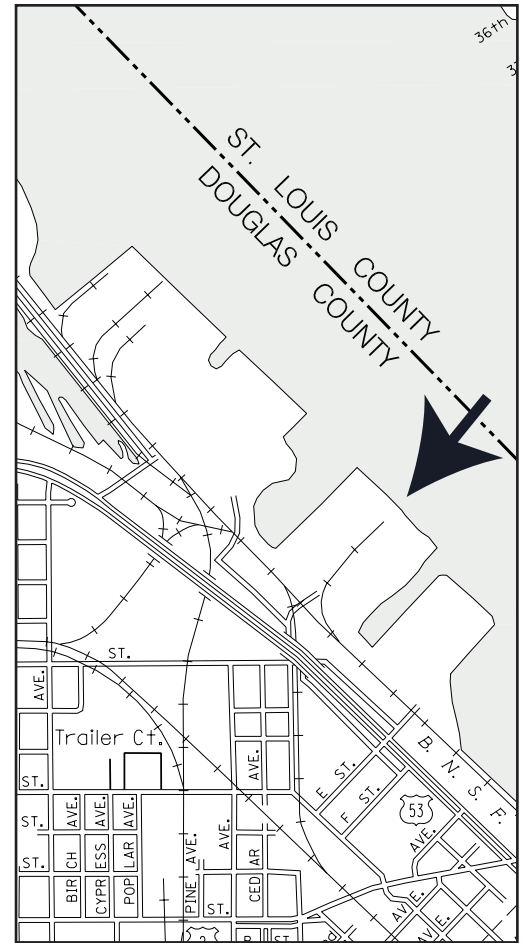
Graymont Superior Lime




Cargo Handled	Limestone, coal
Pier Length	1,250 feet
Depth Along Dock	26 feet
Truck Access	Private driveway from Hill Ave.
Rail Access	BNSF
Storage Outside	500,000 ton open area
Storage Inside	10,000 tons
Equipment	1 electric traveling bridge crane with 75 foot hinged boom, 15 ton capacity clamshell bucket, 3 - 4 cubic yard front-end loaders
Contact	Phil Marquis, Plant Manager
E-mail	pmarquis@graymont.com
Website	www.graymont.com
Mailing Address	Graymont (Wi) Inc. Hill Ave. and Winter St. Superior, WI 54880
Telephone	(715) 392-5146
Fax	(715) 392-5148

LaFarge North America, Superior

Cargo Handled	Cement
Pier Length	400 and 900 feet
Depth Along Dock	23 feet
Truck Access	Private driveway from Hill Ave.
Rail Access	BNSF
Storage Inside	8,500 tons
Contact	Rob Prusak, Mgr. robert.prusak@lafarge-na.com
Mailing Address	LaFarge North America Superior 3 Hill Ave. Superior, WI 54880
Telephone	(715) 392-6284
Fax	(715) 392-4760
Web	www.lafarge-na.com



Hansen - Mueller - Superior, WI Elevator (Formerly ConAgra)



Cargo Handled	Grain
Pier Length	800 feet
Depth Along Dock	28 feet
Truck Access	Private driveway from 21st Ave, E.
Rail Access	BNSF, CN,CP and UP
Storage (Daisy) Inside (Elevator M)	1,500,000 bushels 2,250,000 bushels
Equipment	
Contact	Scott Crayne Elevator Manager scottc@hansen mueller.com
Mailing Address	Hansen-Mueller Superior Elevator P.O. Box 2085 21-21st Ave. East Superior, WI 54880
Telephone	(715) 398-3541
Fax	(715) 398-6480
Web	www.hmgrain.com

BNSF Railway Ore Dock No. 5

Cargo Handled Taconite

Pier Length 1,470 feet

Depth Along Dock 27 feet

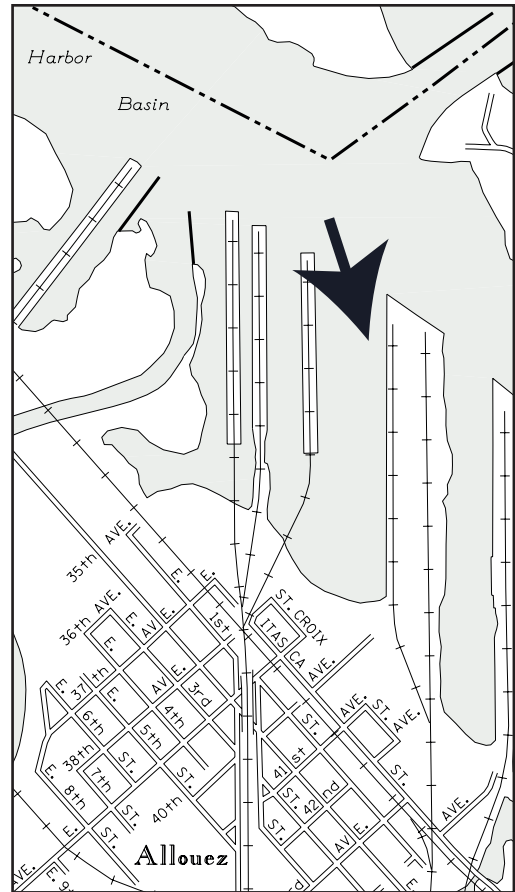
Truck Access 40th Ave. E. from Itasca St. E.

Rail Access BNSF

Storage Inside 73,156 ton capacity

Storage Outside 5.2million top storage yard

Equipment 60 inch conveyor feeds to covered dock from storage area 3.5 miles inland, 18 - 36 inch conveyors from silos, 3 reclaimers



Contact Elmer Sadlowsky
Terminal Mgr.
elmer.sadlowsky
@bnsf.com

Mailing Address BNSF Railway
3701 E. Itasca St.
Superior, WI 54880

Telephone (715) 394-1333

Fax (715) 394-1359

Web www.bnsf.com

Rail Operations BNSF Railway
2304 N. 28th St.
Superior, WI 54880



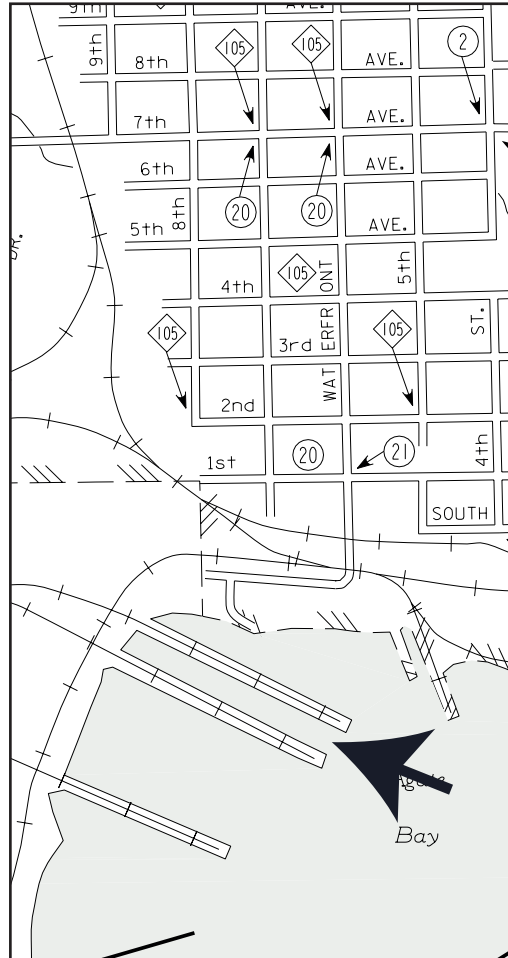


Two Harbors Terminals



DM&IR Railway Dock No. 2

Cargo Handled	Natural iron ore and iron ore pellets
Pier Length	1,368 feet
Depth Along Dock	30 feet - north side 30 feet - south side
Truck Access	No
Rail Access	DM&IR
Storage Outside	<p>North Side 2.5 million gross ton storage on ground, 114 pockets each with a 300 gross ton capacity</p> <p>South Side 45,000 gross ton capacity over conveyor systems</p>
Equipment	<p>South Side 21 conveyor shiploader system</p>
Contact	Merrill Anderson
Telephone	(218) 628-4510
Fax	(218) 628-4580
Tonnage Report	<p>Mark Doyle (218) 260-0262 mark.doyle@cn.ca</p>



DM&IR Railway Dock No. 1



Cargo Handled	Natural iron ore
Pier Length	1,344 feet
Depth Along Dock	28 feet
Truck Access	No
Rail Access	DM&IR
Storage Outside	224 pockets each with 250 gross ton capacity
Equipment	
Contact	Merrill Anderson
Mailing Address	DM&IR Docks P.O. Box 10 Waterfront Drive Two Harbors, MN 55616
Telephone	(218) 628-4510
Fax	(218) 628-4580
Tonnage Report	Mark Doyle (218) 628-4564 mark.doyle@cn.ca

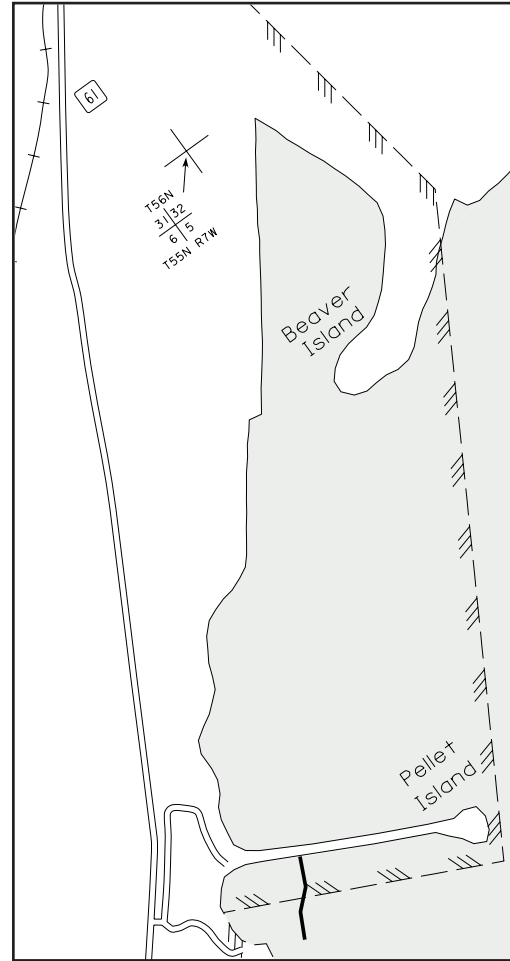


Silver Bay Terminal



Northshore Mining Company

Cargo Handled	Iron ore & taconite pellets
Pier Length	2,485 feet
Depth Along Dock	29 – 32 feet
Truck Access	Yes
Rail Access	Northshore Mining Co.
Storage Outside	5,450,000 tons on the ground
Equipment	Conveyor system
Contact	Lisa Hoff
Mailing Address	10 Outer Drive Silver Bay, MN 55614
Telephone	(218) 226-6008
Fax	(218) 226-6037

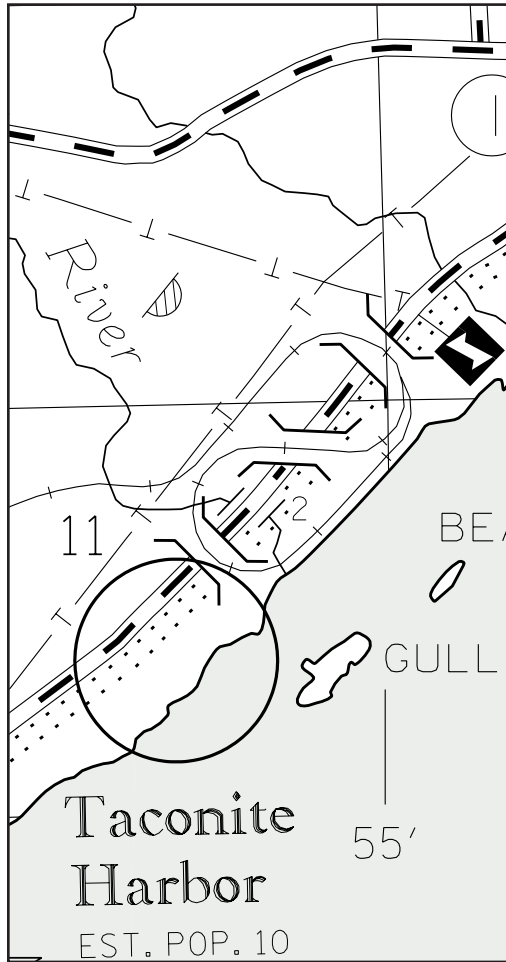




Taconite Harbor Terminal



Cliff's Erie LLC.



Cargo Handled	Iron ore, iron ore pellets, coal and fluxstone
Pier Length	2,332 feet
Depth Along Dock	30 feet
Truck Access	No
Rail Access	Cliff's Erie
Storage Outside	100,000 tons in the dock (iron ore) 300,000 tons on the ground (coal for Minnesota Power)
Equipment	25 - 42 inch wide retractable loading conveyors, coal unloader and conveyor systems
Contact	Craig Hartmann
Mailing Address	P.O. Box 900 Hoyt Lakes, MN 55750
Telephone	(218) 225-3127 ext. 4223
E-mail	craig.hartmann@cliffsnr.com
<hr/>	
Minnesota Power	(Coal Inport)
Contact	Dave Rannetzberger
Telephone	(218) 406-6833
E-mail	drannetsberger@mnpower.com



2011 Directory of Port Services



2011 DIRECTORY OF PORT SERVICES

**Credit given to Duluth Seaway Port Authority
for the following list.**

Agents/Operators
Compliance Agencies/Inspection Services
Custom House Brokers
Diving/Soundings
Dock Operators
Dredging Contractors
Foreign Freight Forwarders
Foreign Trade Zone 51
Fueling/Lubrication Services
Fumigation
General Information
Grain Elevators
Harbor Excursions
Lake Superior Visitor Centers
Linehandlers

Marine and Cargo Surveyors
Marine Engineering Service
Marine Museum
Marine Testing Labs
Pilotage
Port Authorities
Railroads & Motor Carriers
Seafarers' Service
Ship Chandlers
Ship Supply Service
Shipyards
Stevedores
Tug Service
Waste Disposal

AGENTS/OPERATORS

A.N. Deringer, Inc.

d/b/a Buchanan
Customs Brokers & Agency
Donna Klucas, Branch Manager
802 Garfield Ave.
Duluth, MN 55802
(218) 722-5853
Fax (218) 722-5124
dklucas@anderinger.com

Daniel's Shipping Services Inc.

Daniel Sydow, President
301 W. 1st Street, Suite 605
Duluth, MN 55802
(218) 722-7461
Fax (218) 722-6697
agency@danielsshipping.com

Key Lakes Inc./GLF

Capt. Bill Peterson,
Fleet Administrator
212 So. 37th Ave. W.
Ste. 200
Duluth, MN 55807
(218) 723-2414
wpeterson@keyship.com

Guthrie-Hubner Inc.

Charles Hilleren, President
802 Garfield Ave.
P.O. Box 458
Duluth, MN 55802
(218) 727-5011
Fax (218) 727-4046
chasmhill@aol.com

S.A. McLennan Company

Mark McLennan, President
David L. Sauer, Operations Manager
301 W. Michigan Street, Suite 704
Duluth, MN 55802
(218) 727-1537
Fax (218) 727-2758
mclennan@uslink.net

COMPLIANCE AGENCIES/INSPECTION SERVICES

American Bureau of Shipping

Steven Brunstrom, Principal Surveyor
253 N. 1st Ave.
Sturgeon Bay, WI 54235
(920) 743-9271
Fax (920) 743-9350
sbrunstrom@eagle.org

Federal Grain Inspection Service

Theodore Respet, Office in Charge
Art Boline, Agricultural Commodity Grader
P.O. Box 33
Superior, WI 54880
(715) 392-7677
Fax (715) 392-7741

National Cargo Bureau Inc.

Carsten Bruening Haus, Marine Surveyor
1200 Port Terminal Dr.
Duluth, MN 55802
(218) 727-3003
Fax 218-464-1787
ncbdul@natcargo.org

National Emergency Response Center

US Coast Guard

1 (800) 424-8802

Search & Rescue

US Coast Guard

1201 Minnesota Ave.
Duluth, MN 55802
(218) 720-5412
Fax (218) 720-5417
rwalters@staduluth.uscg.mil

U.S. Army Corps of Engineers

Steve Brossart, Area Engineer
600 S. Lake Ave.
Duluth, MN 55802
(218) 721-5260 x 35263
Fax (218) 720-5270
steven.j.brossart@usace.army.mil

U.S. Coast Guard

CDR Alan H. Moore
Commanding Officer & Marine Inspection
LCDR Robert Haggerty
600 S. Lake Ave.
Duluth, MN 55802-2322
(218) 720-5286
Fax (218) 720-5258
alan.h.moore@uscg.mil

U.S. Coast Guard

LCDR Anthony J. Maffia
Cutter Alder/aids to
Navigation & Icebreaking
218-529-3131
Fax 218-529-3135
anthony.j.maffia@uscg.mil

U.S. Customs & Border Protection

Steven Eliason, Interrim Port Director
515 W. First St., Suite 217
Duluth, MN 55802
(218) 720-5203
Fax (218) 720-5216
steven.eliason@dhs.gov

U.S. Department of Agriculture

Animal & Plant Health Inspection Service

515 W. First St., Suite 225
Duluth, MN 55802
(218) 720-5282

WI Dept. of Agriculture Grain Regulations

404 Tower Ave.
Superior, WI 54880
(715) 392-7850
Fax (715) 392-7847
carl.avery@datcp.state.wi.us

CUSTOM HOUSE BROKERS

A.N. Deringer, Inc.

833W. Rolette
Pembina,ND 58271
(701) 825-6457

Fax (701) 825-6212
perbina@anderinger.com

DIVING/SOUNDINGS

AMI Consulting Engineers P.A.

Chad Scott
91 Main St.
Superior, WI 54880
(715) 718-2193
Fax (715) 718-2197
chad.scott@amiengineer.com

Duluth, MN 55804
(218) 390-2128
p.j.norick@hotmail.com

**Krech Ojard & Associates, P.A.,
Engineers & Architects**
(see "Marine Engineering Svc.")

J. Norick & Sons

Peter Norick, Co-owner
2542 Flynn Rd.

Sea Service LLC
(See Ship Supply Svc.)

DOCK OPERATORS

Azcon Corp.

Lynn Bergstedt, General Manager
630 Helberg Dr.
Duluth, MN 55802
(218) 722-7703
(218) 722-4001 (dock)
Fax (218) 727-7160
lynn@azcon.net

(218) 722-3981 Fax (218) 722-2667
lalibertem@compassminerals.com

Graymont Wisconsin

Phil Marquis, Plant Manager
Hill Ave & Wlnter St.
Superior, WI 54880
(715) 392-5146
Fax (715) 392-5148
pmarquis@graymont.com

BNSF Railway

Dock No. 5 Taconite Facility
Terminal Manager, Joe Buelt
3701 E. Itasca Street (taconite)
2304 N. 28th St. (rail)
Superior, WI 54880
(715) 394-1331
Fax (715) 394-1359
joe.buelt@bnsf.com

CN/DMIR Dock

Mark Erickson, Port Manager
212 S. 37th Ave. W.
Duluth, MN 55807
(218) 628-4694
Fax (218) 628-4680
mark.erickson@cn.ca

C. Reiss Terminal

Michelle Joki, Officer Supervisor
50th Ave. W. & Lesure
P.O. Box 16718
Duluth, MN 55816
(218) 628-2371
Fax (218) 628-2372
jokim@kochind.com

Duluth Lakeport
(See "Grain Elevators")

Duluth Storage
(See "Grain Elevators")

CHS

(as listed under "Grain Elevators")

Gavilon Grain LLC
(See "Grain Elevators")

North American Salt Co.

Mark LaLibeate, Plant Manager
P.O. Box 16807
Duluth, MN 55816-0807

General Mills
(See "Grain Elevators")

Hallett Dock Company

Mike McCoshen, President/COO
P.O. Box 16447
Duluth, MN 55816-0447
(218) 628-2281
Fax (218) 628-2284
(800) 637-4497

Superior

3200 Winter St.
Superior, WI 54880
(715) 395-0189
jmmccoshen@hallettdock.com

Holcim U.S. Inc.

David Sobczak, Plant Manager
1100 Port Terminal Dr
Duluth, MN 55802
(218) 726-1371
Fax (218) 726-0067
dave.sobczak@holcim.com

LaFarge North America

Robert Prusak, Terminal Manager
3 Hill Ave.
Superior, WI 54880
(715) 392-6284
Fax (715) 392-4760
robert.prusak@lafarge-na.com

Lake Superior Warehousing Company, Inc.

Jonathan Lamb, President
Jonathan.lamb@lswci.com
Denise McDougall, Warehouse Coordinator
denise.mcdougall@lswci.com
1210 Port Terminal Dr.
Duluth, MN 55816-0390
(218) 727-6646
Fax (218) 727-6649
www.lswci.com

Midwest Energy Resources Company

Superior Midwest Energy Terminal
Fred Shusterich, President
Marshall Elder, Director, Terminal Operations
P.O. Box 787
Superior, WI 54880
(715) 392-9807
Fax (715) 392-9137
fshusterich@midwestenergy.com
www.midwestenergy.com

N. American Salt Co.

Mark LaLiberte, Plant Manager
1120 West Railroad St.
Duluth, MN 55802
P.O. Box 458
(218) 740-5137
Fax (218) 722-2667
Lalibertem@compassminerals.com

Northland Bituminous

c/o Northland Constructors LLC
Jim Holmgren, President
4843 Rice Lake Rd.
Duluth, MN 55803-1295
Business Office
1420 London Rd.,
Duluth, MN 55805
(218) 722-8170
Fax (218) 722-1384
jimh@northlandcompanies.com

DREDGING CONTRACTORS

Marine Tech, LLC

Ted Smith, President
716 Garfield Ave.
Duluth, MN 55802
(218) 720-2833
Fax (218) 720-2833
marinetechduluth@charter.net

FOREIGN FREIGHT FORWARDERS

A.N. Derringer, Inc.

(See Agents/Operators)

Lakeshead Forwarding Co.

(c/o Guthrie-Hubner under Agents/Operators)

S.A. McLennan Company

(See Agents/Operators)

FOREIGN TRADE ZONE 51

Contact: Duluth Seaway Port Authority

FUELING/LUBRICATION SERVICES

Como Lube & Supplies Inc.

Zane Swanson, President
1108 Port Terminal Dr.
P.O. Box 16987
Duluth, MN 55816-0987
(218) 722-2920
Fax (218) 726-0779
zane@comolube.com

Liquid Transport Inc.

Jerome Hammitt, Terminal Manager
101 Hwy. 61 E.
Esko, MN 55733
(218) 879-3228
Fax (218) 879-2570
jhammitt@liquidtransport.com

Calumet Superior, LLC.

Brent Banach, Residual Fuels Sales Representative
P.O. Box 2066
2600 Stinson Ave.
Superior, WI 54880
(715) 398-7161 or 7255
Fax (715) 398-8246
brent.banach@clmt.com.com

Calumet Duluth Marine Terminal

Rodney Graham, Lead Operator
Ray Jackson, Senior Operator
1400 Port Terminal Drive
PO Box 16171
Duluth, MN 55802
(218) 727-8430
Fax (218) 727-8598
rodney.graham@clmt.com

FUMIGATION

Gene's Pest Control

Gene Winkels, Owner
P.O. Box 16894
Duluth, MN 55816
(715) 392-8003
Fax (715) 392-7612

Guardian Pest Control Inc.

Jason Wick, Owner
701 E. Fourth St.
Duluth, MN 55802
(218) 722-2686
Fax (218) 722-2286

Plunkett's Pest Control Services

Steve Davidson, Area Supervisor
808 E. Second St.
Duluth, MN 55802
(218) 723-8464
Fax (218) 723-8465

USFGIS L.L.C.

Thomas Behn, V. P.
303 22nd Ave. East
Superior, WI 54880
(218) 393-9808
Fax (715) 395-0305
thomas.behn@usfgis.com

GENERAL INFORMATION

Boatwatchers' Hotline

(218) 722-6489

BNSF

Vessel Information
(715) 394-1350

Duluth Aerial Lift Bridge

(218) 723-3387

Duluth Shipping News

Kenneth Newhams
525 Lake Avenue S.
Duluth, MN 55802
(218) 722-3119
knewhams@duluthshippingnews.com
www.duluthshippingnews.com

Great Lakes Fleet, Vessel Information

(218) 628-4389

Midwest Energy Resources Company, Vessel Information

(715) 395-3559

GRAIN ELEVATORS

CHS

Richard Carlson, Facilities Manager
41 Dock St.
P.O. Box 518
Superior, WI 54880
(715) 392-4734
Fax (715) 394-6926
richard.carlson@chsinc.com

Duluth Lake Port

Brian Keup, Facility Manager
602 Helberg Dr.
Duluth, MN 55802-2602
(218) 722-0538
Fax (218) 722-0076
Elevator (218) 722-6506
bkeup@riverlandag.com

Duluth Storage

Gary Pearson, Manager
250 Garfield Ave.
Duluth, MN 55802
(218) 727-7219
Fax (218) 727-8718
gpearson@riverlandag.com

Gavilon Grain LLC

Mick Sertich, Manager
400 N. Main St.
P.O. Box 937
Superior, WI 54880
(715) 392-9853
Fax (715) 392-9874
mick.sertich@gavilon.com

General Mills Elevator A

Andy Waldbilig, Facility Manager
200 Garfield Ave.
Duluth, MN 55802
(218) 722-7759
Fax (218) 727-7956
andrew.waldbillig@genmills.com

Superior Elevators S&X

Kevin LaFavor, Facility Manager
(715) 392-4462
Fax (218) 727-7956
kevin.lafavor@genmills.com

Hansen-Mueller

Scott Crayne, Elevator Manager
21 21st Ave. E.
Superior, WI 54880
(715) 398-3541
Fax (715) 398-6480
scottc@hmgrain.com

Duluth Storage

Gary Pearson, Manager
250 Garfield Ave.
Duluth, MN 55802
(218) 727-7219
Fax (218) 727-8718
gpearson@riverlandag.com

HARBOR EXCURSIONS

Duluth Superior Excursions

Sarah Steinbach, VP & Dir of Sales & Marketing
323 Harbor Drive
Duluth, MN 55802
(218) 722-6218
Fax (218) 722-0448
ssteinbach@vistafleet.com

LAKE SUPERIOR VISITOR CENTERS

Great Lakes Aquarium

Jack LaVoy, Director
353 Harbor Drive
Duluth, MN 55802
(218) 740-3474
Fax (218) 740-2020

Lake Superior Maritime Visitor Center

Denise Woluin, Interim Director
600 S. Lake Ave.
Duluth, MN 55802
(218) 720-5260
Fax (218) 720-5270

LINEHANDLERS

Daniel's Shipping Services Inc.

(See "Agents/Operators")

North Star Marine Operators

Richard Amatuzio, President
4119 W. Superior St.
Duluth, MN 55807
(218) 624-7193
Fax (218) 624-6063

MARINE AND CARGO SURVEYORS

National Cargo Bureau, Inc.

(See Compliance Agencies/Inspection Services)

Sea Service LLC

(See Ship Supply Service)

MARINE ENGINEERING SERVICES

AMI Consulting Engineers P.A.

(see Diving/Soundings)

American Engineering Testing, Inc.

Eric Edlund, Construction
Services Manager
4431 W. Michigan St.
Duluth, MN 55807-2711
(218) 628-1518
Fax (218) 618-1580
eedlund@amendtest.com

Barr Engineering Co.

Guy Partch
323 W. Superior St., Suite 600
Duluth, MN 55802
(218) 529-8212
Fax (218) 727-6450
rgpartch@barr.com
www.barr.com

Engineering Partners Company, LLC

Gary Hage, P.E.
Brian McVean, P.E.
539 Garfield Ave.
Duluth, MN 55802
(218) 727-1239
Fax (218) 727-1248

Krech Ojard & Assoc., P.A.

Engineers & Architects
Richard Ojard, President
227 W. 1st St. Suite 200
Duluth, MN 55802
(218) 727-3282
Fax (218) 727-1216
rich.ojard@krechojard.com
www.krechojard.com

LHB Engineers & Architects

William D. Bennett, CEO
21 W. Superior St. Suite 500
Duluth, MN 55802
(218) 727-8446
Fax (218) 727-8456
bill.bennett@lhbcorp.com
www.lhbcorp.com

Salo Engineering Inc.

David P. Salo, President
4560 Norway Pines Pl.
Hermantown, MN 55811
(218) 727-8796
Fax (218) 727-0126
saloeng@chartermi.net

SEH

Matt Bolf, PE Project
Mgr. Business Development
418 Superior St., Suite 200
Duluth, MN 55802
(218) 722-0547
Fax (218) 722-1514
mbolf@sehinc.com
www.sehinc.com

MARINE MUSEUM

(see Lake Superior Visitor Center)

MARINE TESTING LABS

En Chem Inc.

Tom Markee, Laboratory Manager
1423 N. 8th St., Suite 122
Superior, WI 54880
(715) 392-5844
Fax (715) 392-5843
tmarkee@enchem.com

Twin Ports Testing Inc.

Dick DeBolt, President
Gary DeBolt, Director of Safety
1301 N. 3rd St.
Superior, WI 54880
(218) 722-1911
Fax (715) 392-7163
richard.debolt@twinportstesting.com

ERA Laboratories Inc.

Susan Magnuson, President
21 N. 21st Ave. W.
Duluth, MN 55806
(218) 727-6380
Fax (218) 727-3049
eralabs@aol.com

PILOTAGE

Western Great Lakes Pilots Association

Robert Krause, President
251 Marple Rd. Winchester, VA 22603
(715) 392-5204
Fax (715) 392-1666
rkrause@visuallink.com

PORT AUTHORITIES

Duluth Seaway Port Authority

Vanta E. Codatt, Executive Director
1200 Port Terminal Dr.
Duluth, MN 55802-2609
(218) 727-8525
Fax (218) 727-6888
admin@duluthport.com
www.duluthport.com

Superior Harbor Commission

Jason Serck
City Planner
1316 N. 14th St., Suite 210
Superior, WI 54880
(715) 395-7335
Fax (715) 395-7247
serckj@ci.superior.wi.us

RAILROADS & MOTOR CARRIERS

For individual railroads and motor carrier services, contact a vessel agent, freight forwarder or Duluth Seaway Port Authority.

SEAFARERS' SERVICE

Twin Ports Ministry to Seafarers Inc.

Tom Anderson, Director
2024 W. 3rd. St.
Duluth, MN 55806
(218) 727-5897
seafarers@mcleodusa.net

SHIP CHANDLERS

Allouez Marine Supply Inc., and Duluth–Superior Ship Chandlery

Scott Johnstad, President
sjohnstad@allouezmarine.com
Doug Nelson, Vice President
jdnelson@allouezmarine.com
3815 E. Itasca St.
Superior, WI 54880
(715) 398-3581
Fax (715) 398-3521

SHIP EQUIPMENT MANUFACTURER

BendTec, Inc

Robert Meierhoff, CEO
P.O. Box 457
Duluth, MN 55801-0457
218-722-0205
Fax 218-722-6598
bob@bendtec.com

Lidgerwood-Mundy Corp.

Kevin Berg, Repair Department. Manager
302 Grand Ave.
Superior, WI 54880
(715) 394-4444
Fax (715) 394-6199
kberg@lidgerwood.com
www.lidgerwood.com

SHIP SUPPLY SERVICE

Daniel's Shipping Services Inc.

(see Agents/Operators)

North Star Marine Operators

(see Linehandlers)

Sea Service LLC

Capt. Edward Montgomery, President
Jeanne Montgomery, Vice President, Controller
1014 John Ave.
Superior, WI 54880
(715) 392-6287
Fax (715) 392-9675
sea.service@hotmail.com

SHIPYARD

Fraser Shipyards

Tom Curelli, Director of Operations
3rd St. & Clough Ave.
P.O. Box 997
Superior, WI 54880
(715) 394-7787
Fax (715) 394-2807
tjcarelli@frasershipyards.com

STEVEDORES

Ceres Inc.

Chuck Ilenda, Vice President
606 Garfield Ave., Suite 202
Duluth, MN 55802
(218) 722-5858
Fax (218) 722-5716
cilenda@ceresglobal.com

Hallett Dock Company

(see Dock Operators)

Lake Superior Warehousing

Company, Inc.

(see Dock Operators)

Rogers Terminal & Shipping Corp.

George Foutch, Manager
Pete Weisse, Manager Duluth
250 Garfield Ave.
Duluth, MN 55802
(218) 727-1594
Fax (218) 727-8718
george_foutch@cargill.com
pete_weisse@cargill.com

TUG SERVICE

The Great Lakes Towing Company

Joe Starck, President
Ron Rasmus, Chairman
4500 Division Ave.
Cleveland, OH 44113
(800) 321-3663
rcr@thegreatlakesgroup.com

Heritage Marine

Mike Ojard, Owner
P.O. Box 21
Knife River, MN 55609
(218) 590-0682
heritagemarine@frontiernet.net

The Great Lakes Towing Company

Dean Olson (AAAAActing Port Representative)
802 Helberg Dr.
Duluth, MN 55802
(218) 727-2266

WASTE DISPOSAL

Como Lube & Supplies Inc.

(see "Fueling/Lubrication Services")

OSI Environmental Inc.

Patrick Tracey, Branch Manager
300 Fayal Rd.
Eveleth, MN 55734
(218) 744-3064
Fax (218) 744-4832
osie@mchsi.com

Duluth Seaway Port Authority

For more information contact:

Ron Johnson
Trade Development Manager
Duluth Seaway Port Authority
1200 Port Terminal Drive
Duluth, MN 55802
Tel (218) 727-8525
Tel (800) 232-0703
Fax (218) 727-6888
rjohnsoni@duluthport.com